

# DOGA

## WASHER SYSTEMS



EQUIPOS LAVAPARABRISAS - SISTEMI LAVACRISTALLI - WASHER SYSTEMS  
ÉQUIPEMENTS LAVE-GLACE - SCHEIBENWASCHANLAGEN



*DOGA ofrece una amplia gama de sistemas lava-parabrisas y accesorios que logran una limpieza eficiente y adecuada para cualquier aplicación.*

*Nuestro know-how y el trabajo riguroso e individualizado en cada proyecto nos permiten encontrar la mejor solución, independientemente de su complejidad, con un único fin que determina nuestro mayor éxito, la confianza de nuestros clientes.*

*DOGA offre un'ampia gamma di sistemi lavavetro e accessori per ottenere una pulizia efficace e adeguata per qualunque applicazione.*

*Il nostro know-how e il lavoro rigoroso e personalizzato per ogni progetto ci permette di trovare la soluzione migliore a prescindere dalla sua complessità, con un unico scopo che determina il nostro successo: la fiducia dei nostri Clienti.*

*DOGA offers a wide range of windshield washer systems including accessories which result in the most efficient cleaning solution on any application.*

*Our industry knowledge combined with customer focused satisfaction, allows us to accomplish an unsurpassed solution that earns us our customer's trust and loyalty towards DOGA's product.*

*DOGA développe en permanence une large gamme de système d'essuyage et accessoires efficaces et adaptés pour tous types d'application.*

*Notre savoir faire et le travail rigoureux et individualisé à chaque projet nous permettent de trouver la solution, indépendamment de sa complexité, avec un seul but qui détermine notre plus grand succès, la confiance de nos clients.*

*DOGA verfügt über ein breitgefächertes Angebot an Waschsystemen für Scheibenwischer, und entsprechendem Zubehör. Unsere Waschsysteme verfügen über einen hohen Effizienzgrad, und bestechen durch ihre hervorragenden Eigenschaften für jedwede Anwendung.*

*Unser Know-how, sowie unsere strikte und nach Aufgaben individualisierte Arbeitsweise, erlauben uns, unabhängig von der Komplexität die jeweils beste Lösung zu finden. Unser letztendliches Ziel, gleichbedeutend mit unserem größten Erfolg, ist dabei, das Vertrauen unserer Kunden zu gewinnen.*



**04**

SÍMBOLOS  
SIMBOLI  
SYMBOLS  
SYMBOLES  
ZEICHENERKLÄRUNGEN

**05**

EQUIPOS LAVAPARABRISAS  
SISTEMI LAVACRISTALLI  
WASHER SYSTEMS  
ÉQUIPEMENTS LAVE-GLACE  
SCHEIBENWASCHANLAGEN

**05**

GUÍA DE EQUIPOS  
GUIDA RAPIDA  
SYSTEM'S GUIDE  
GUIDE D'ÉQUIPEMENTS  
MODELLÜRBlick

**09**

EQUIPOS LAVAPARABRISAS ESTANDAR  
SISTEMI LAVACRISTALLI STANDARD  
STANDAR WASHER SYSTEMS  
ÉQUIPEMENTS STANDARD LAVE-GLACE  
STANDARDWASCHANLAGEN

**31**

BOMBAS  
ELETTROPOMPE  
PUMPS  
POMPES  
PUMPEN

**34**

INDICADOR DE NIVEL  
INDICATORE DI LIVELLO  
LEVEL INDICATOR  
INDICATEUR DE NIVEAUX  
FÜLLSTANDANZEIGE

**35**

ACCESORIOS  
ACCESSORI  
ACCESSORIES  
ACCESSOIRES  
ZUBEHÖR

**43**

SPECIAL

**44**

CUSTOMIZED

**45**

ESQUEMA DE MONTAJE  
SCHEMA DI MONTAGGIO  
MOUNTING DIAGRAM  
SCHEMA DE MONTAGE  
MONTAGESCHEMA




**46**

RECAMBIOS  
RICAMBI  
SPARE PARTS  
RECHANGES  
ERSATZTEILE



**47**

TAPONES OPCIONALES  
TAPPI OPZIONALI  
OPTIONAL CAPS  
BOUCHONS OPTIONNELS  
OPTIONALE VERSCHLUSSDECKELN





































































# SÍMBOLOS - SIMBOLI - SYMBOLS SYMBOLES - SYMBOLE

	<p>CAPACIDAD EN LITROS CAPACITÀ IN LITRI CAPACITY IN LITERS CAPACITÉ EN LITRES FÜLLMENGE IN LITERN</p>
	<p>MATERIAL (PP, PEHD...) Y COLOR MATERIALE (PP, PEHD) E COLORE MATERIAL (PP, PEHD) AND COLOR MATÉRIAU (PP, PEHD) ET COULEUR MATERIAL (PP, PEHD) UND FARBE</p>
	<p>SISTEMA DE FABRICADO: I = INYECCIÓN, S= SOPLADO, R = ROTOMOLDEO TECNICA DI FABBRICAZIONE: I = INIEZIONE, S= SOFFIAGGIO, R = ROTAZIONALE FABRICATION METHOD: I = INJECTION, S= BLOW MOULDING, R = ROTATIONAL MOULDING SYSTÈME DE FABRICATION: I = INJECTION, S= SOUFLAGE, R = ROTO MOULAGE PRODUKTIONSMETHODE: I= SPRITZGUSS, S= BLASVERFAHREN, R= ROTATION</p>
	<p>TAPÓN A PRESIÓN Y DIÁMETRO TAPPO A PRESSIONE E DIAMETRO SNAP ON CAP AND DIAMETER BOUCHON A PRESSION ET DIAMETRE SCHNAPPVERSCHLUSS UND DURCHMESSER</p>
	<p>TAPÓN ROSCADO Y DIÁMETRO TAPPO A VITE E DIAMETRO SCREW CAP AND DIAMETER BOUCHON VISSABLE ET DIAMETRE SCHRAUBVERSCHLUSS UND DURCHMESSER</p>
	<p>TYP BOMBA TYP ELETTROPOMPA TYP PUMP TYP POMPE TYP PUMPE</p>
	<p>POSICIÓN BOMBA EN DEPÓSITO POSIZIONE DELL'ELETTROPOMPA NEL SERBATOIO PUMP POSITION IN BOTTLE POSITION DE LA POMPE AU RESERVOIR UNTERBRINGUNG DER PUMPE AM BEHÄLTER</p>
	<p>CON INDICADOR DE NIVEL CON INDICATORE DI LIVELLO WITH LEVEL INDICATOR AVEC INDICATEUR DE NIVEAUX MIT FÜLLSTANDSANZEIGE</p>
	<p>INCLUYE FILTRO INCLUDE FILTRO FILTER INCLUDED FILTRE INCLUS MIT FILTER</p>
	<p>INCLUYE SOPORTE INCLUDE STAFFA SUPPORT INCLUDED SUPPORT INCLUS MIT HALTER</p>
	<p>REQUIERE SOPORTE RICHIEDE STAFFA SUPPORT REQUIRED SUPPORT REQUIS HALTER ERFORDERLICH</p>



	TYP	num	VOLTS			COLOR					
<b>1L</b>	D2	1-2	12-24	-			-	-	-		
<b>1,2L</b>	A1	1	12-24		-		-	-	-	-	
	A2	1	12		-		-	-	-	-	
	C1	1	12		-		-	-	-	-	
	A1	1-2	12-24	-					-	-	
	A1	2	12	-			-		-	-	
	D2+A1	2	12	-			-		-	-	
	D1+A1	2	12	-			-		-	-	
<b>1,5L</b>	D2	1-2	12-24	-			-	-	-		
	D1+A1	1	12	-			-	-	-		
	D1+A1	2	12-24	-			-	-	-		
	C1	1	12	-			-	-	-		
	D1	1	12	-			-		-		
	D2	1	12-24	-			-	-	-	-	
	E1	1	12	-			-	-	-		
F1	1	12-24	-			-	-	-			
<b>1,75L</b>	D1	1-2	12-24	-			-	-	-		
	D1	1-2	12	-			-	-	-		
	D2	1-2	12	-			-	-	-		
<b>2L</b>	E1	1	12		-		-	-	-		
	F1	1	12		-		-	-	-		
<b>2,1L</b>	A1	1-2	12-24		-				-	-	
	C1	1	12-24		-				-	-	

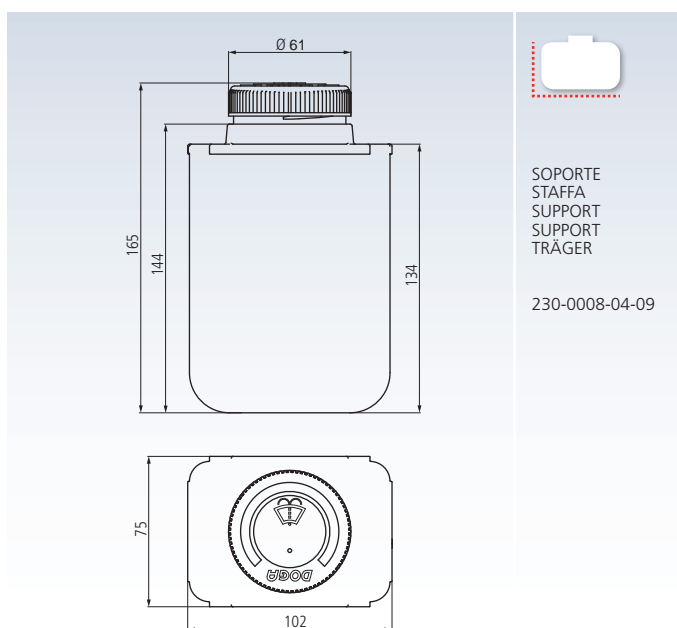
## GUÍA DE EQUIPOS - GUIA RAPIDA - SYSTEM'S GUIDE GUIDE D'ÉQUIPEMENTS - MODELLÜBERBLICK

	TYP	num	VOLTS			COLOR					
	A1	1-2	12-24	-			 / -		-	-	
<b>2,2L</b>	D1	1	12-24	-			-	-	-		
	D2	1-2	12-24	-			-	-	-		
	D2	3	12	-			-	-	-		
<b>2,5L</b>	D1	1	12-24	-			-	-	-	-	
<b>3L</b>	A1	1	12-24		-		 / -	-	-	-	
	C1	1	12-24		-		-	-	-	-	
	A1	1	12-24		-		 / -	-	-	-	
	C1	1	12-24		-		-	-	-	-	
	A1	1	12-24	-			 / -		-	-	
	A1	1	12-24	-			 / -		-	-	
	D1	1	12-24	-			-	-	-		
	D1	2	12	-			-	-	-		
	D2	1	24	-			-	-	-		
	D2	2	12-24	-			-	-	-		
<b>3,2L</b>	D1	1	12-24	-			-	-	-		
	D1	2	24	-			-	-	-		
	D2	2-3-4	24	-			-	-	-		
<b>3,5L</b>	D1	1-2	12-24	-			-	-	-		
	D2	1	12-24	-			-	-	-		
	D2	1	24	-			-	-	-		
<b>3,6L</b>	A1	1-2	12-24		-		-	-	-	-	

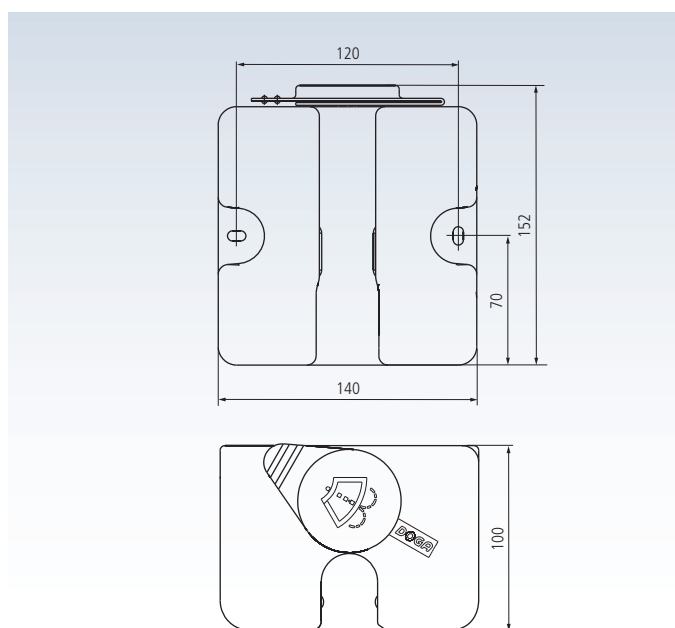

	TYP	num	VOLTS			COLOR					
<b>4L</b>	A1	1	12-24	-			-		-	-	▶ 
	A3	1	24	-			-		-	-	
<b>4,8L</b>	E1	1	12		-		-	-	-	-	▶ 
<b>5L</b>	D1	1-3	24	-			-	-	-	-	▶ 
	D2	1-2	24	-			-	-	-	-	
<b>5,3L</b>	A1	1-2	12-24		-			/-	-	-	▶ 
	A1	3	12-24		-		-	-	-	-	
	A2	2	12		-		-	-	-	-	
	C1	1	12-24		-			/-	-	-	
	A1	1-2	12-24	-				/-		-	
	A1	3	12-24	-			-	-		-	
	A2	1-3	24	-			-	-		-	
	A2	2	24	-				/-		-	▶ 
	A3	2	24	-			-	-		-	
	A4	1	24	-				-		-	
	C1	2	24	-			-	-		-	
<b>5,8L</b>	E1	1	12		-		-	-	-	-	▶ 
	F1	1	12		-		-	-	-	-	
	A1	1	12-24	-			-	-		-	
	A1	2	12-24	-				/-		-	▶ 
	A2	1	24	-			-	-		-	
	A2	2	12-24	-			-	-		-	
<b>6,3L</b>	E1	1	12		-			/-	-	-	▶ 
<b>6,6L</b>	E1	2	12		-		-	-	-	-	▶ 

## GUÍA DE EQUIPOS - GUIA RAPIDA - SYSTEM'S GUIDE GUIDE D'ÉQUIPEMENTS - MODELLÜBERBLICK

	TYPE	num	VOLTS			COLOR					
<b>7L</b>	F1	1	24	-			-	-	-	-	
<b>8,7L</b>	A1	1	24	-			-		-	-	
	A1	2	24	-						-	
	A2	2	24	-					-	-	
<b>9,7L</b>	A1	1-2	12-24		-			-	-	-	
	A1	3	12-24		-		-	-	-	-	
	C1	1	12-24	*	-			-	-	-	
	A1	1-2	12-24	-					-	-	
	A1	3	12-24	-			-		-	-	
	A4	2	12-24	-			-		-	-	
<b>15L</b>	A1	1-2	12-24		-			-	-	-	
	A1	1-2	12-24	-					-	-	
	A2	1	12-24	-					-	-	
<b>19,4L</b>	A1	2	24		-			-	-	-	
	A1	2	24	-					-	-	
<b>20L</b>	A2	1	24	-			-		-	-	
	A spec.	1	24	-			-		-	-	



TYP	num.	volts			REF.
D2	1	12	i1	-	231-1013-20-00
D2	1	24	i1	-	231-1013-30-00
D2	1	12	i3	-	231-1030-20-00
D2	2	12	i2	-	231-2019-20-00
D2	2	24	i2	-	231-2019-30-00

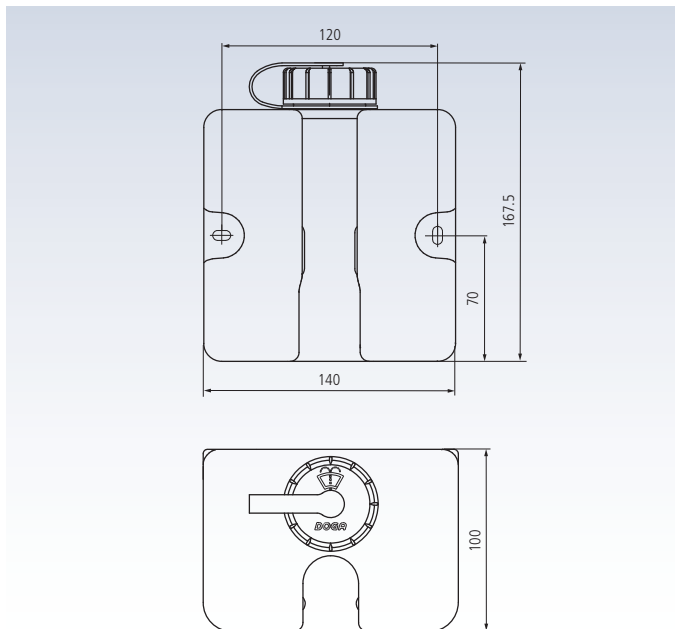


TYP	num.	volts			REF.
A1	1	12	i1	-	231-1001-20-00
A1	1	24	i1	-	231-1001-30-00
A1	1	12	i1	•	231-1002-20-00
A1	1	24	i1	•	231-1002-30-00
C1	1	12	i1	-	231-1045-20-00
A2*	1	12	i1	-	231-1051-20-00

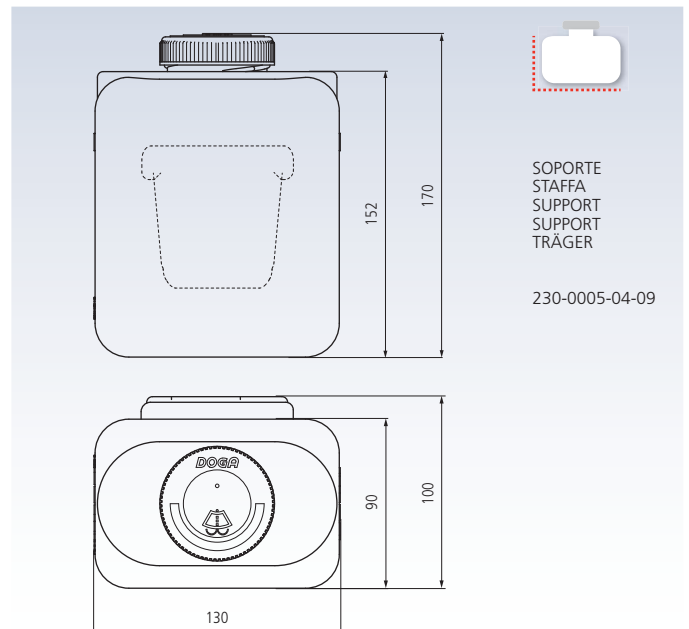
(\*) DISPONIBILE CON BOMBA A4  
DISPONIBILE CON ELETTROPOMPA A4  
AVAILABLE WITH A4 PUMP  
DISPONIBILE AVEC POMPE A4  
VERFÜGBAR MIT PUMPE A4



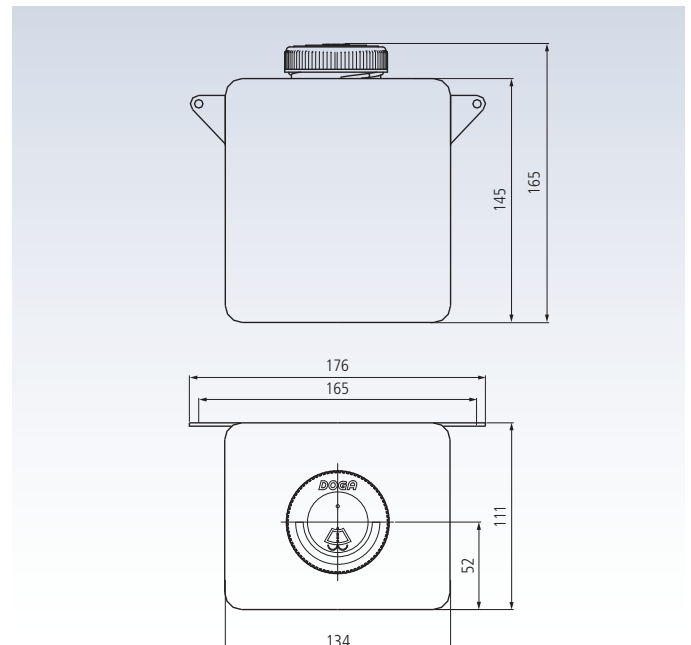
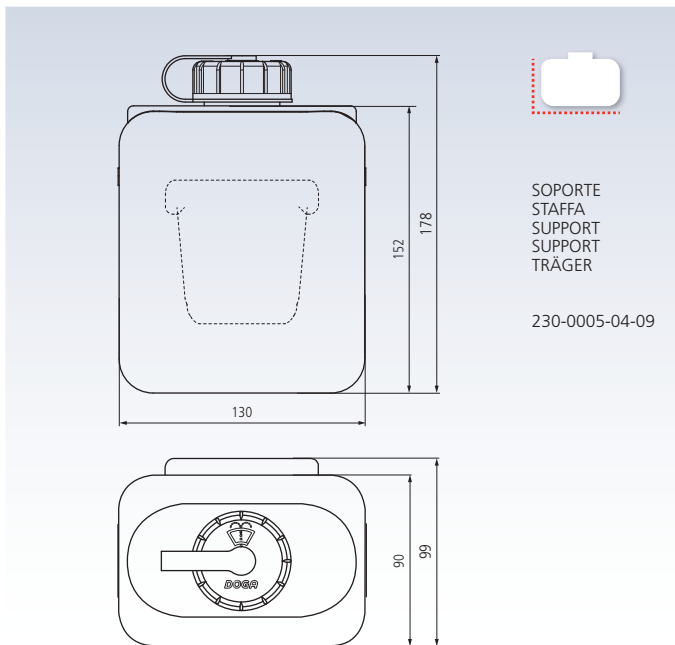
## EQUIPOS LAVAPARABRISAS - SISTEMI LAVACRISTALLI - WASHER SYSTEMS ÉQUIPEMENTS LAVE-GLACE - SCHEIBENWASCHANLAGEN



TYP	num.	volts			REF.
A1	1	12	i1	-	231-1043-20-00
A1	1	24	i1	-	231-1043-30-00
A1	1	12	i1	●	231-1044-20-00
A1	1	24	i1	●	231-1044-30-00
A1	2	12	i2	-	231-2020-20-00
D2 / A1	2	12	i2	-	231-2025-20-00
D1 / A1	2	12	i3	-	231-2027-20-00



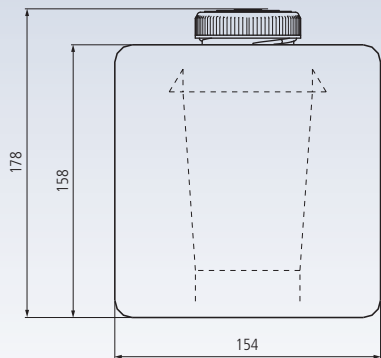
TYP	num.	volts			REF.
D2	1	24	i1	-	231-1024-30-00
D2	1	12	i1	-	231-1005-20-00
D1	1	12	i4	-	231-1006-20-00
D2	1	12	i1	-	231-1007-20-00
C1	1	12	i1	-	231-1049-20-00
D2	1	12	i6	-	231-1053-20-00
D2	1	24	i6	-	231-1053-30-00
D1	2	12	i2	-	231-2001-20-00
D1	2	24	i2	-	231-2001-30-00
D2	2	12	i2	-	231-2002-20-00
D2	2	24	i2	-	231-2002-30-00
D1	2	12	i3	-	231-2003-20-00
D2	2	12	i5	-	231-2008-20-00



TYP	num.	volts			REF.
D1	1	12	i1	-	231-1057-20-00

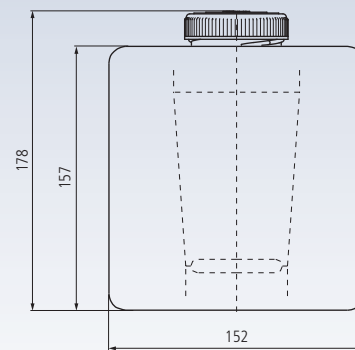
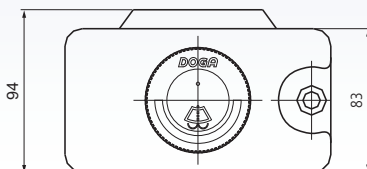
TYP	num.	volts				REF.
D2	1	12	i3	-	-	231-1014-20-00
D2	1	24	i3	-	-	231-1014-30-00
D2	1	12	i2	-	-	231-1047-20-00
D2	1	12	i1	-	-	231-1054-20-00
D2	1	24	i1	-	-	231-1054-30-00

## EQUIPOS LAVAPARABRISAS - SISTEMI LAVACRISTALLI - WASHER SYSTEMS ÉQUIPEMENTS LAVE-GLACE - SCHEIBENWASCHANLAGEN



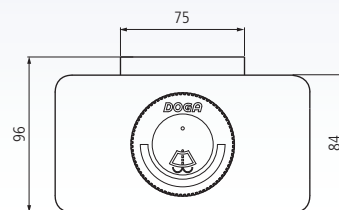
SOPORTE  
STAFFA  
SUPPORT  
SUPPORT  
TRÄGER

230-0009-04-09



SOPORTE  
STAFFA  
SUPPORT  
SUPPORT  
TRÄGER

230-0009-04-09  
230-0009-04-00



TYP	num.	volts			REF.
F1	1	12	i1	-	231-1015-20-00
F1	1	24	i1	-	231-1015-30-00
E1	1	12	i1	-	231-1018-20-00

TYP	num.	volts			REF.
D2	1	12	i1	-	231-1028-20-00
D2	1	24	i1	-	231-1041-30-00
D2	1	12	i1	-	231-1055-20-00
D2	1	24	i1	-	231-1055-30-00
D2	1	12	i1	-	231-1060-20-00
D2	2	12	i2	-	231-2010-20-00
D2	2	24	i2	-	231-2010-30-00
D2	2	12	i3	-	231-2024-20-00
D2	2	24	i3	-	231-2024-30-00
D2	2	12	i2	-	231-2026-20-00



i1



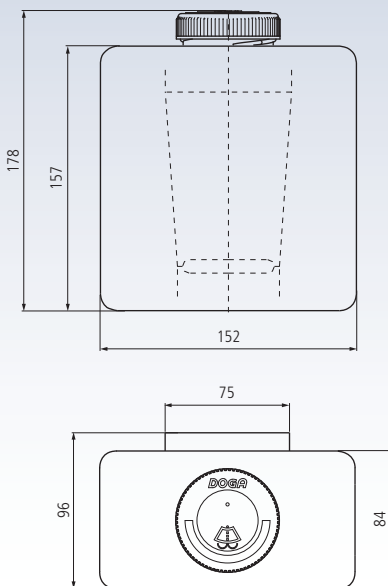
i2



i3

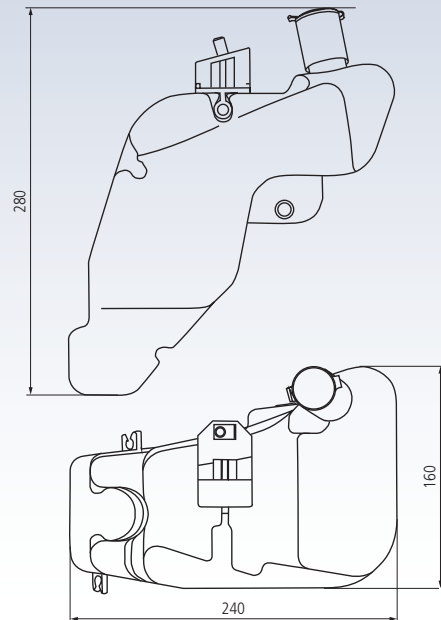


i1



SOPORTE  
STAFFA  
SUPPORT  
SUPPORT  
TRÄGER

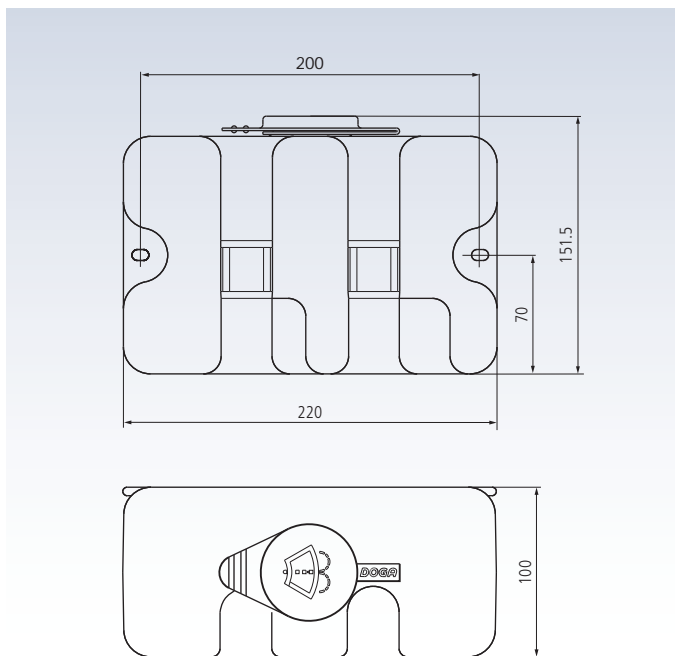
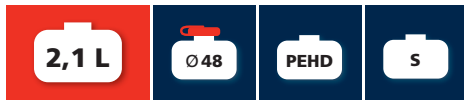
230-0009-04-09



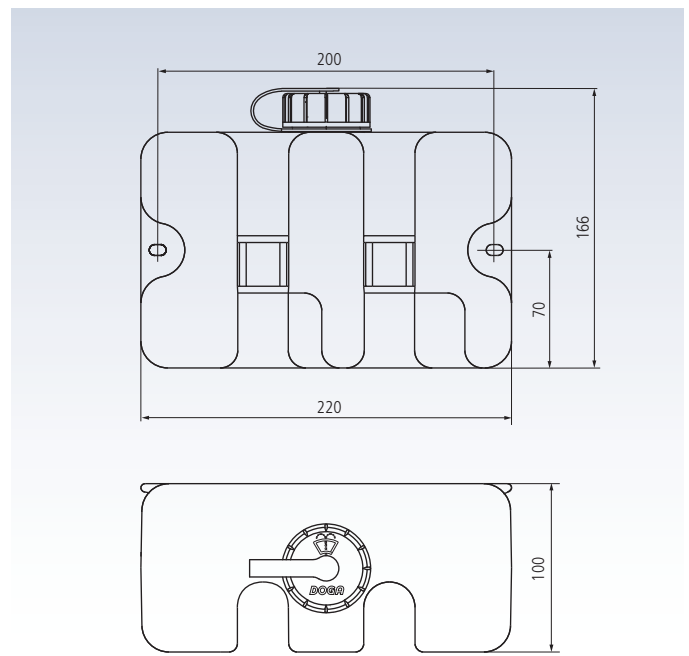
TYP	num.	volts			REF.
D1	1	12	i1	-	231-1010-20-00
D2	1	12	i1	-	231-1011-20-00
D2	2	12	i2	-	231-2005-20-00
D1	2	12	i3	-	231-2006-20-00

TYP	num.	volts			REF.
E1	1	12	i1	-	232-1028-30-00
F1	1	12	i1	-	230-5042-20-00

## EQUIPOS LAVAPARABRISAS - SISTEMI LAVACRISTALLI - WASHER SYSTEMS EQUIPEMENTS LAVE-GLACE - SCHEIBENWASCHANLAGEN

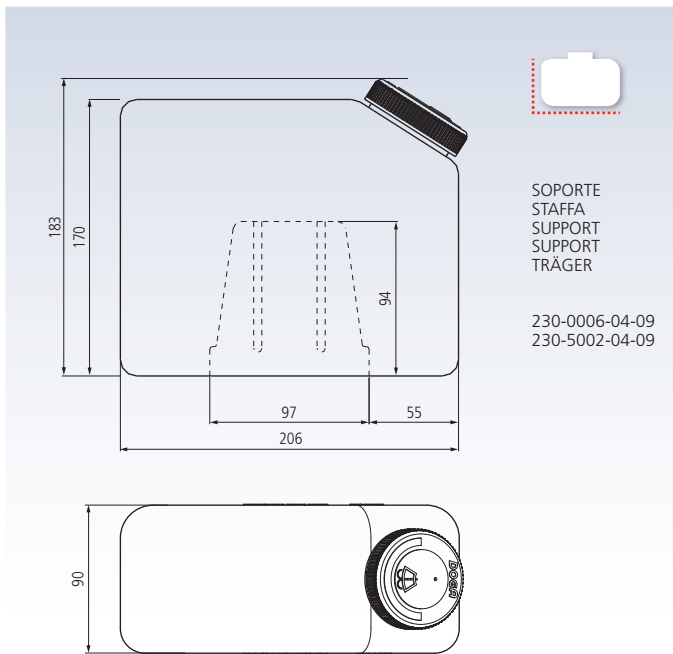


TYP	num.	volts			REF.
A1	1	12	i1	-	232-1001-20-00
A1	1	24	i1	-	232-1001-30-00
A1	1	12	i1	●	232-1003-20-00
A1	1	24	i1	●	232-1003-30-00
C1	1	12	i1	-	232-1008-20-00
C1	1	24	i1	-	232-1008-30-00
C1	1	12	i1	●	232-1009-20-00
C1	1	24	i1	●	232-1009-30-00
A1	2	12	i2	-	232-2001-20-00
A1	2	24	i2	-	232-2001-30-00
A1	2	12	i2	●	232-2002-20-00
A1	2	24	i2	●	232-2002-30-00

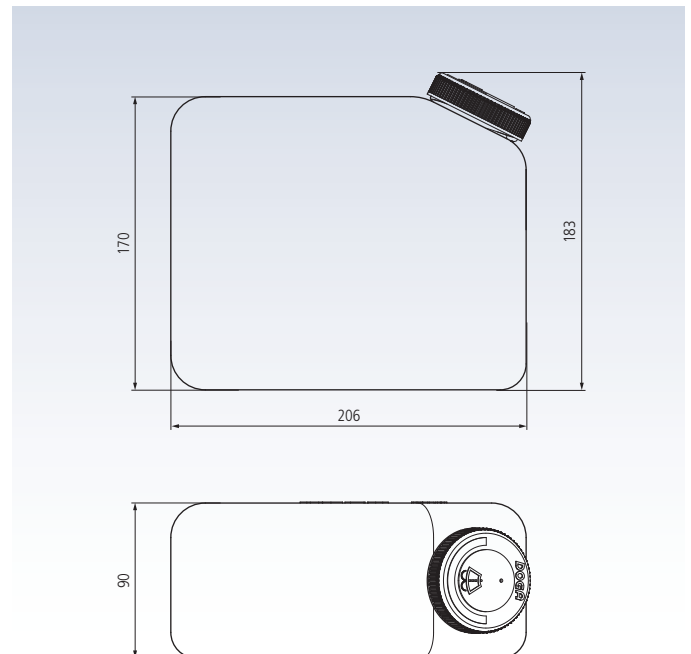
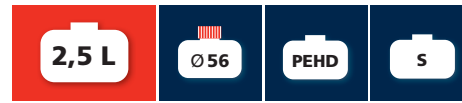


TYP	num.	volts			REF.
A1	1	12	i1	-	232-1032-20-00
A1	1	24	i1	-	232-1032-30-00
A1	1	12	i1	●	232-1033-20-00
A1	1	24	i1	●	232-1033-30-00
A1	2	12	i2	-	232-2032-20-00
A1	2	24	i2	-	232-2032-30-00
A1	2	12	i2	●	232-2033-20-00
A1	2	24	i2	●	232-2033-30-00



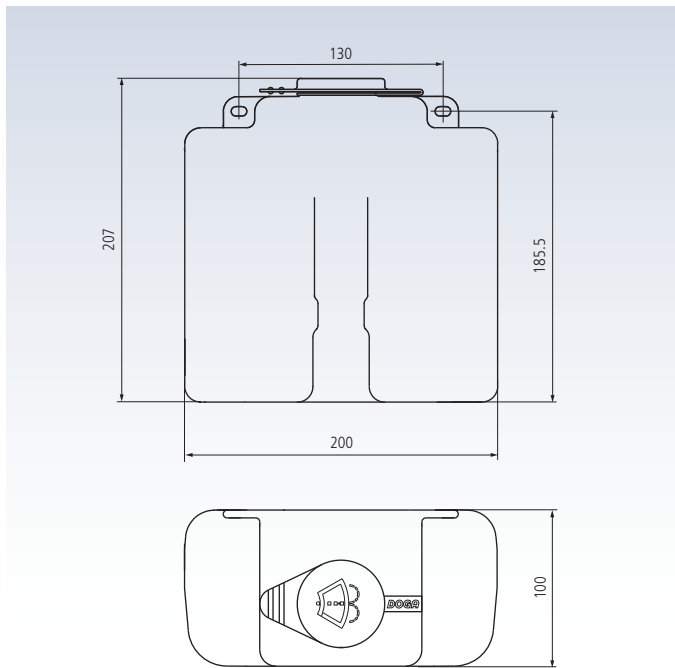
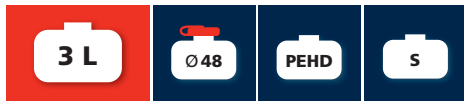


TYP	num.	volts			REF.
D1	1	12	i1	-	232-1010-20-00
D1	1	24	i1	-	232-1010-30-00
D2	1	12	i5	-	232-1021-20-00
D2	1	24	i5	-	232-1021-30-00
D2	2	12	i3	-	232-2009-20-00
D2	2	12	i4	-	232-2010-20-00
D2	2	12	i2	-	232-2015-20-00
D2	2	24	i2	-	232-2015-30-00
D2	3	24	i6	-	232-3001-30-00

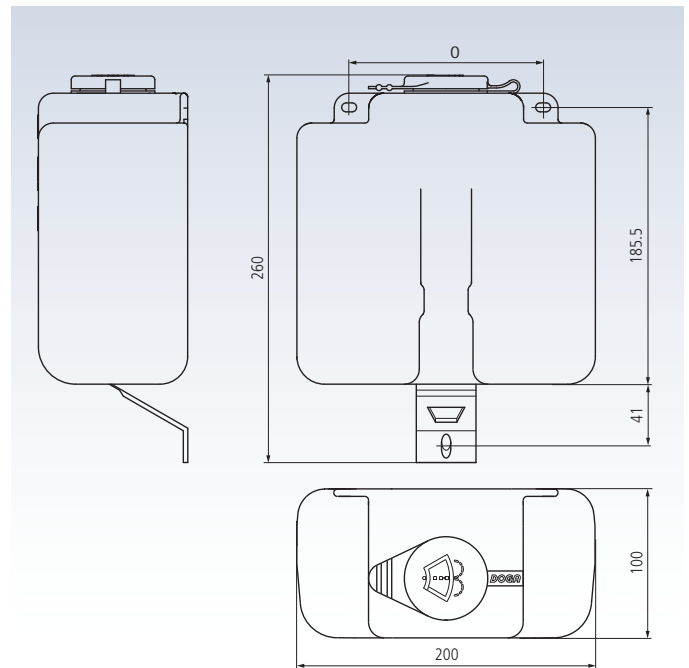


TYP	num.	volts			REF.
D1	1	12	i1	-	232-1027-20-00
D1	1	24	i1	-	232-1027-30-00

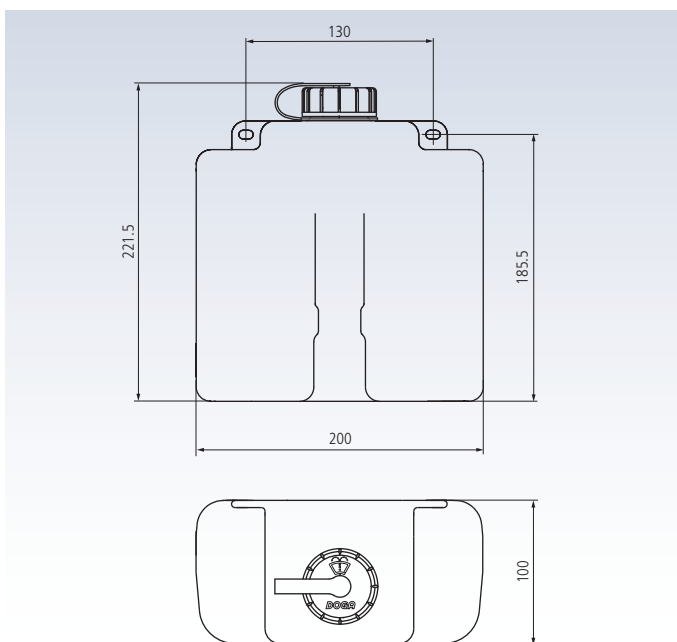
## EQUIPOS LAVAPARABRISAS - SISTEMI LAVACRISTALLI - WASHER SYSTEMS ÉQUIPEMENTS LAVE-GLACE - SCHEIBENWASCHANLAGEN



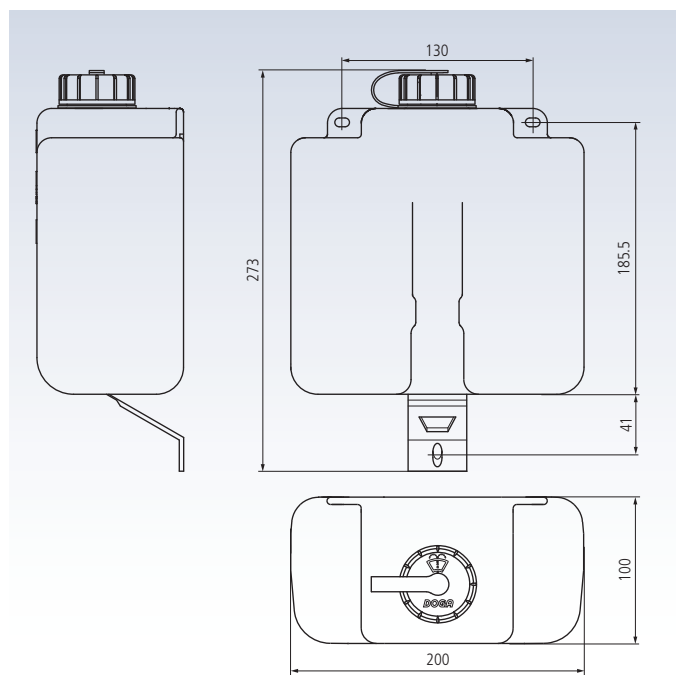
TYP	num.	volts			REF.
A1	1	12	i1	-	233-1001-20-00
A1	1	24	i1	-	233-1001-30-00
A1	1	12	i1	●	233-1003-20-00
A1	1	24	i1	●	233-1003-30-00
C1	1	12	i1	-	233-1008-20-00
C1	1	24	i1	-	233-1008-30-00



TYP	num.	volts			REF.
A1	1	12	i1	●	233-1022-20-00
A1	1	24	i1	●	233-1022-30-00
A1	1	12	i1	-	233-1023-20-00
A1	1	24	i1	-	233-1023-30-00
C1	1	12	i1	-	233-1028-20-00
C1	1	24	i1	-	233-1028-30-00

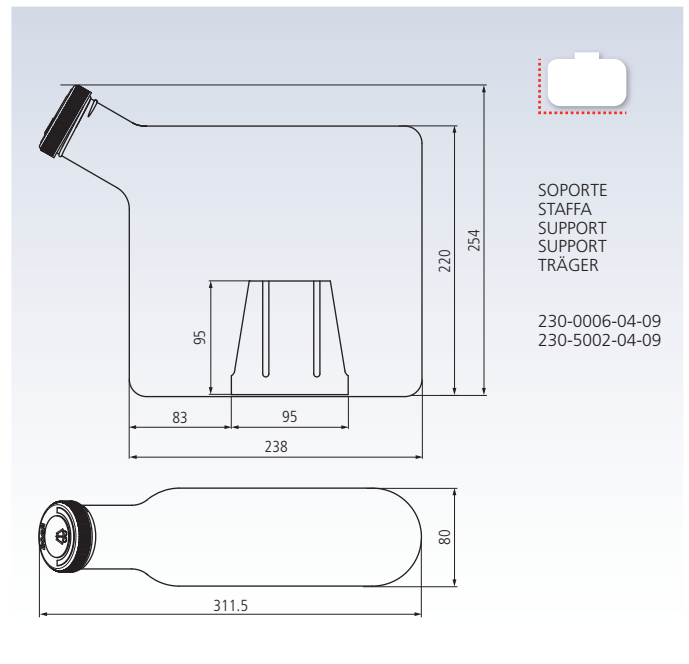
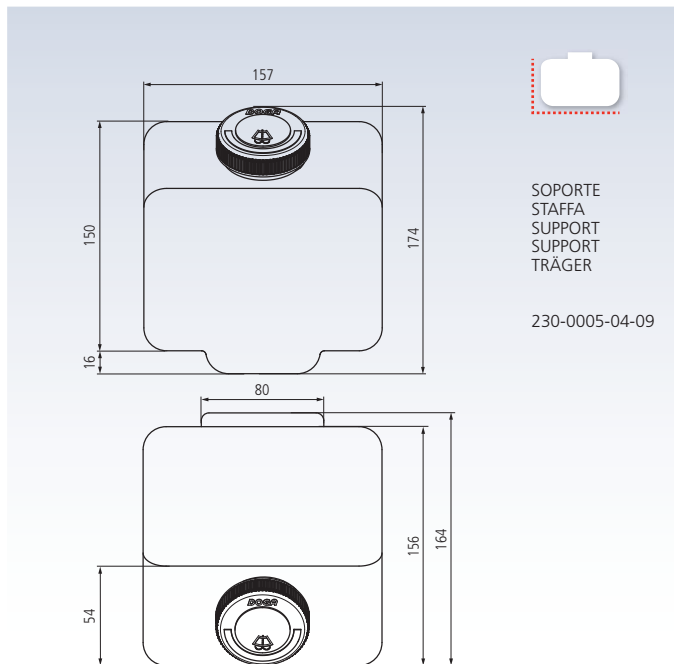


TYP	num.	volts			REF.
A1	1	12	i1	-	233-1024-20-00
A1	1	24	i1	-	233-1024-30-00
A1	1	12	i1	●	233-1025-20-00
A1	1	24	i1	●	233-1025-30-00



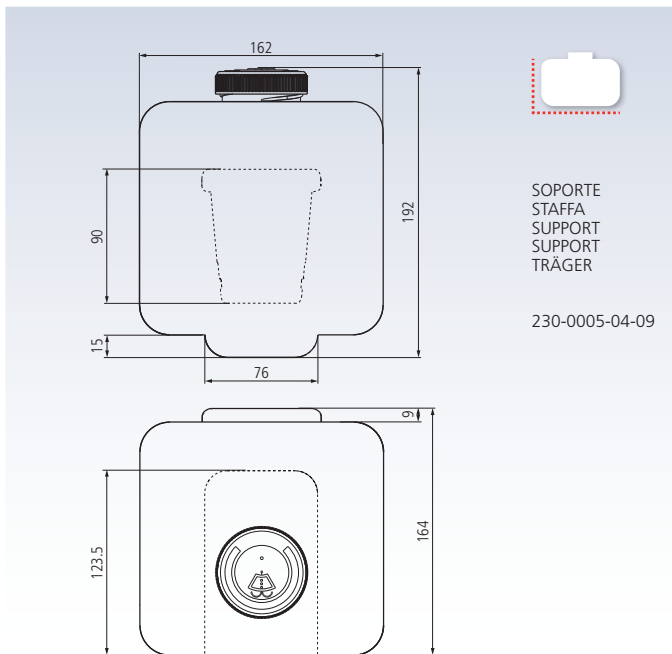
TYP	num.	volts			REF.
A1	1	12	i1	●	233-1026-20-00
A1	1	24	i1	●	233-1026-30-00
A1	1	12	i1	-	233-1027-20-00
A1	1	24	i1	-	233-1027-30-00

## EQUIPOS LAVAPARABRISAS - SISTEMI LAVACRISTALLI - WASHER SYSTEMS ÉQUIPEMENTS LAVE-GLACE - SCHEIBENWASCHANLAGEN

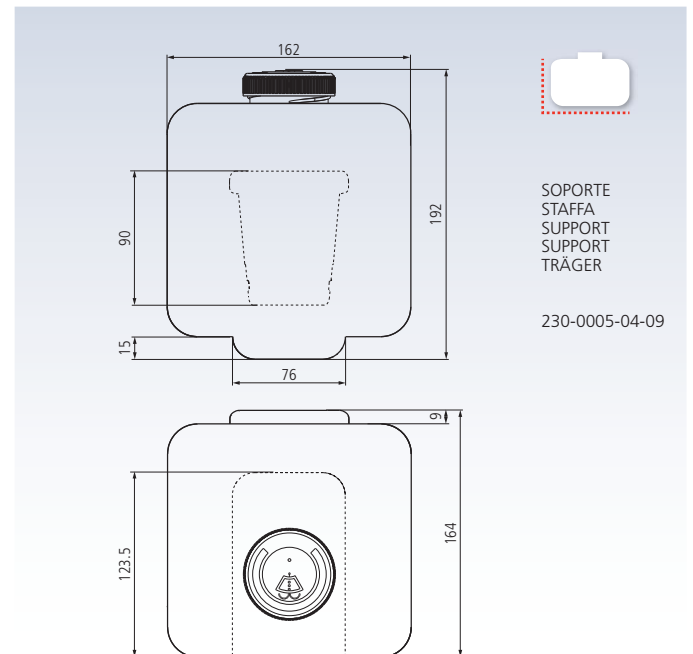


TYP	num.	volts			REF.
D1	1	12	i1	-	233-1006-20-00
D1	1	24	i1	-	233-1006-30-00
D2	1	24	i1	-	233-1018-30-00
D2	1	24	i1	-	233-1021-30-00
D1	2	12	i2	-	233-2002-20-00
D2	2	12	i3	-	233-2003-20-00
D2	2	24	i3	-	233-2003-30-00

TYP	num.	volts			REF.
D1	1	12	i1	-	233-1007-20-00
D1	1	24	i1	-	233-1007-30-00
D1	2	24	i2	-	233-2004-30-00
D2	2	24	i2	-	233-2005-30-00
C1	2	24	i2	-	233-2020-30-00
D2	3	24	i3	-	233-3000-30-00
D2	4	24	i4	-	233-4000-30-00



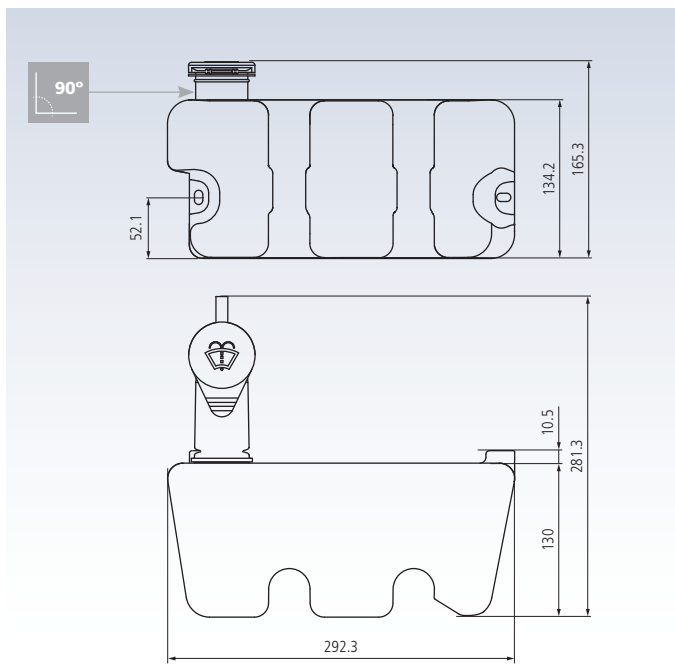
TYP	num.	volts			REF.
D1	1	12	i2	-	233-1004-20-00
D1	1	24	i2	-	233-1004-30-00
D2	1	12	i1	-	233-1005-20-00
D2	1	24	i1	-	233-1005-30-00
D1	2	12	i3	-	233-2001-20-00
D1	2	24	i3	-	233-2001-30-00



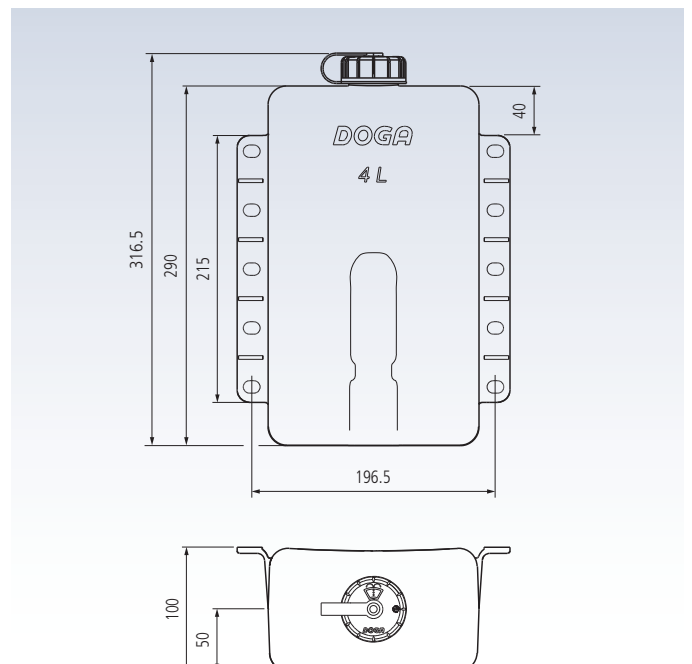

TYP	num.	volts			REF.
D2	1	24	i1	-	233-1010-30-00



## EQUIPOS LAVAPARABRISAS - SISTEMI LAVACRISTALLI - WASHER SYSTEMS ÉQUIPEMENTS LAVE-GLACE - SCHEIBENWASCHANLAGEN

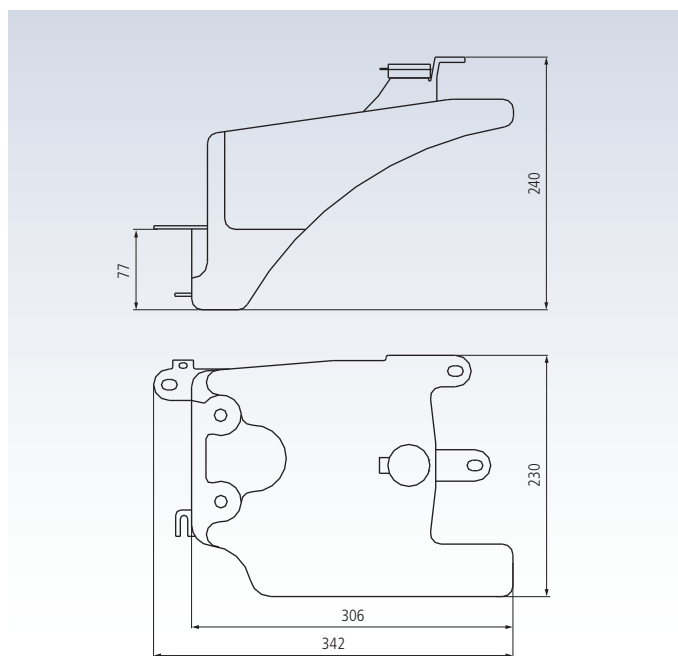


TYP	num.	volts			REF.
A1	1	12	i1	-	233-1019-20-00
A1	1	24	i1	-	233-1019-30-00
A1	2	12	i2	-	233-2019-20-00
A1	2	24	i2	-	233-2019-30-00

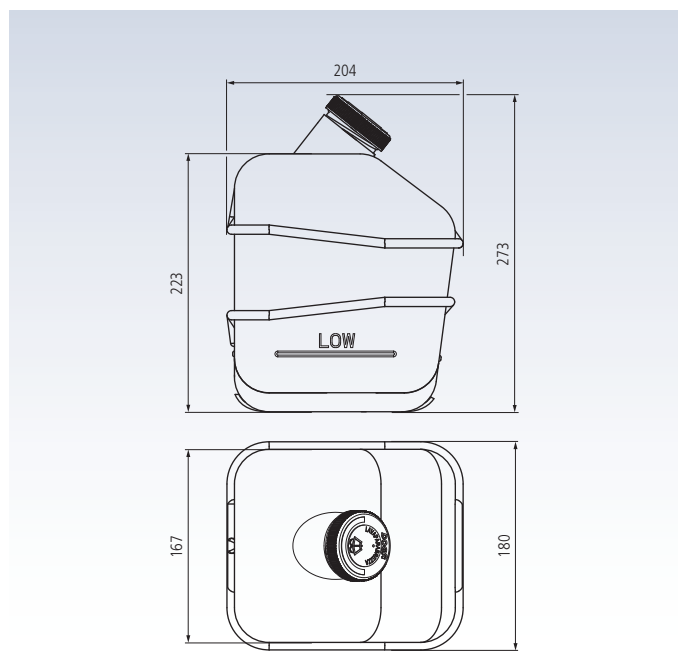
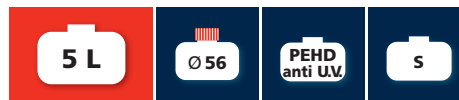


TYP	num.	volts			REF.
A3*	1	24	i1	-	234-1004-30-00
A1	1	12	i1	-	234-1005-20-00
A1	1	24	i1	-	234-1005-30-00

(\*) DISPONIBILE CON BOMBA A4  
DISPONIBILE CON ELETTROPOMPA A4  
AVAILABLE WITH A4 PUMP  
DISPONIBILE AVEC POMPE A4  
VERFÜGBAR MIT PUMPE A4

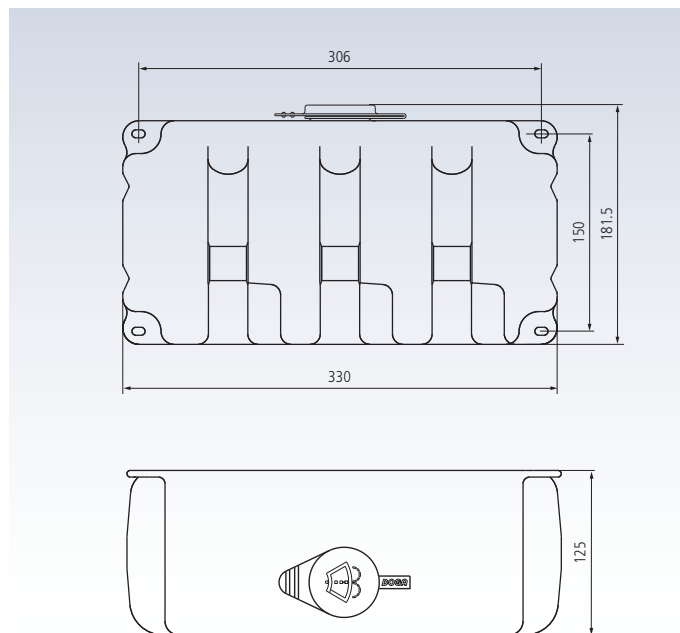


TYP	num.	volts			REF.
E1	1	12	i1	-	234-1001-20-00

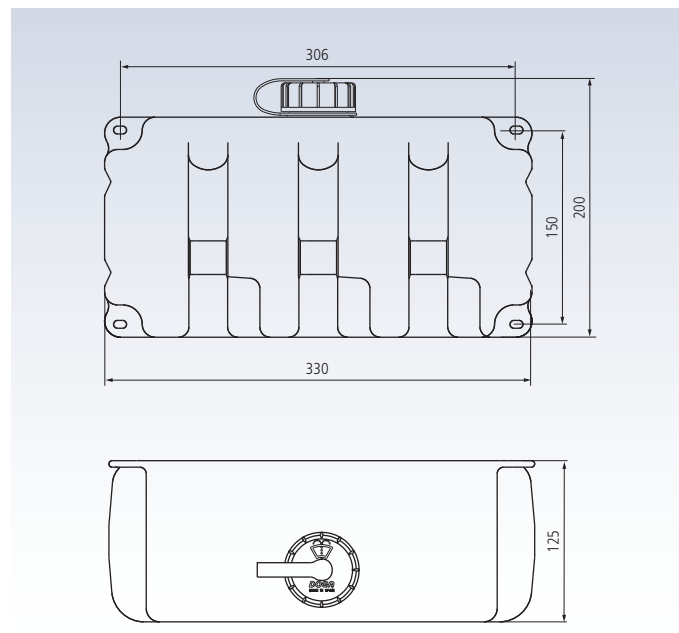



TYP	num.	volts			REF.
D2	1	24	i1	-	235-1021-30-00
D1	1	24	i2	-	235-1035-30-00
D2	2	24	i3	-	235-2011-30-00
D2	2	24	i4	-	235-2007-30-00
D1	3	24	i5	-	235-3004-30-00

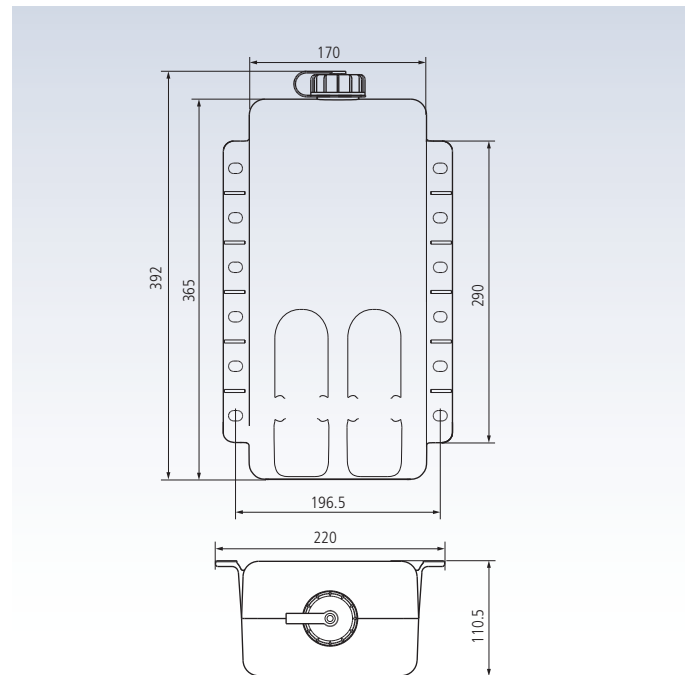
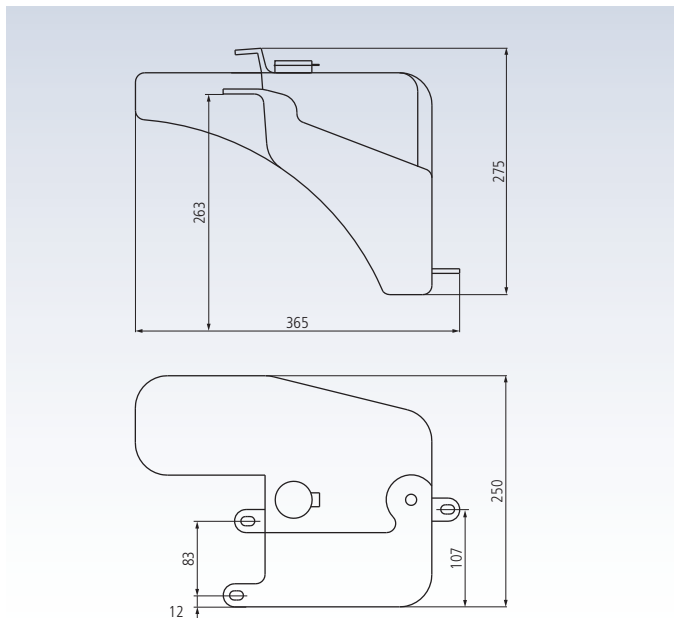
## EQUIPOS LAVAPARABRISAS - SISTEMI LAVACRISTALLI - WASHER SYSTEMS EQUIPEMENTS LAVE-GLACE - SCHEIBENWASCHANLAGEN



TYP	num.	volts			REF.
A1	1	12	i1	-	235-1001-20-00
A1	1	24	i1	-	235-1001-30-00
A1	1	12	i1	●	235-1002-20-00
A1	1	24	i1	●	235-1002-30-00
C1	1	12	i1	-	235-1006-20-00
C1	1	24	i1	-	235-1006-30-00
C1	1	12	i1	●	235-1007-20-00
C1	1	24	i1	●	235-1007-30-00
A1	2	12	i3	-	235-2001-20-00
A1	2	24	i3	-	235-2001-30-00
A1	2	12	i2	●	235-2002-20-00
A1	2	24	i2	●	235-2002-30-00
A2*	2	12	i2	-	235-2036-20-00
A1	3	12	i4	-	235-3001-20-00
A1	3	24	i4	-	235-3001-30-00



TYP	num.	volts			REF.
A1	1	12/24	i1	-	235-1003-2/30-00
A1	1	12/24	i1	●	235-1004-2/30-00
A2*	2	24	i2	●	235-1008-30-00
A1 (1)	1	24	i1	●	235-1033-30-00
A2*	1	24	i1	-	235-1036-30-00
A4	1	24	i1	●	235-1041-30-00
A1	2	12/24	i3	-	235-2003-2/30-00
A1	2	12/24	i2	●	235-2004-2/30-00
A2*	2	24	i3	-	235-2015-30-00
A3* (2)	2	24	i3	-	235-2030-30-00
C1	2	24	i3	-	235-2034-30-00
A3*	2	24	i3	-	235-2037-30-00
A1	3	12/24	i4	-	235-3003-2/30-00
A2*	3	24	i4	-	235-3013-30-00



TYP	num.	volts			REF.
E1	1	12		-	235-1013-20-00
F1	1	12		-	235-1014-20-00

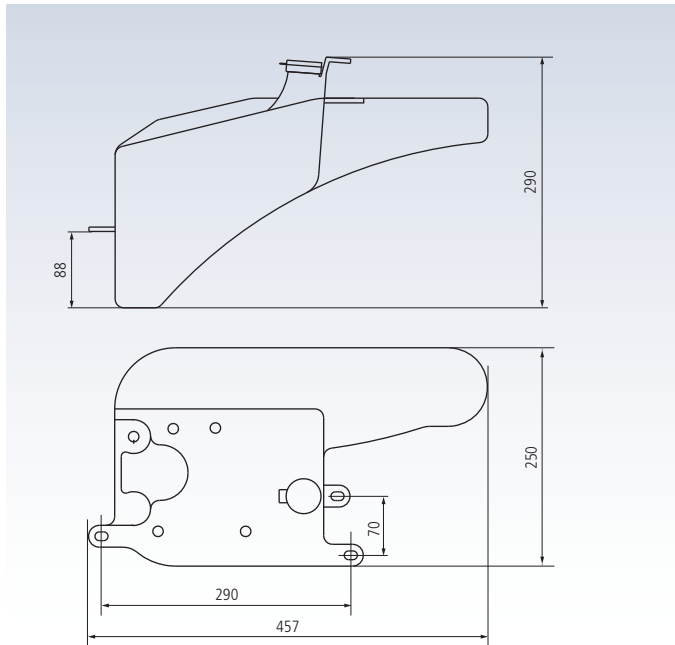
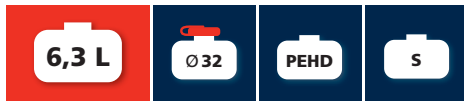
TYP	num.	volts			REF.
A1	1	12		-	235-1032-20-00
A1	1	24		-	235-1032-30-00
A2*	1	24		-	235-1034-30-00
A1	1	24		-	235-1038-30-00
A1	2	12		-	235-2032-20-00
A2*	2	12		-	235-2035-20-00
A2*	2	24		-	235-2035-30-00
A1	2	24		-	235-2032-30-00
A1	2	12			235-2033-20-00
A1	2	24			235-2033-30-00

(1) ANTI U.V.

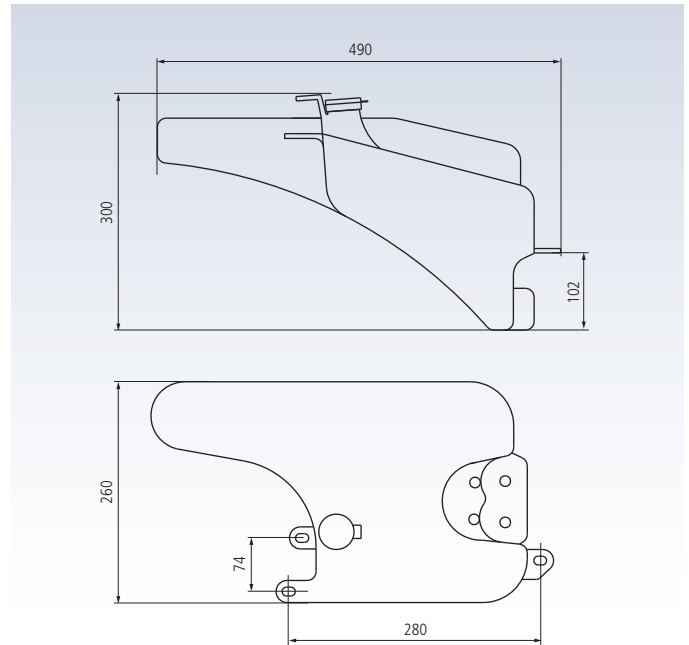
(2) FIJACIÓN - FISAJE - FIXING POINTS - FIXATION - FIXIERPUNKTE: Ø8x10

(\*) DISPONIBLE CON BOMBA A4  
DISPONIBILE CON ELETTROPOMPA A4  
AVAILABLE WITH A4 PUMP  
DISPONIBILE AVEC POMPE A4  
VERFÜGBAR MIT PUMPE A4

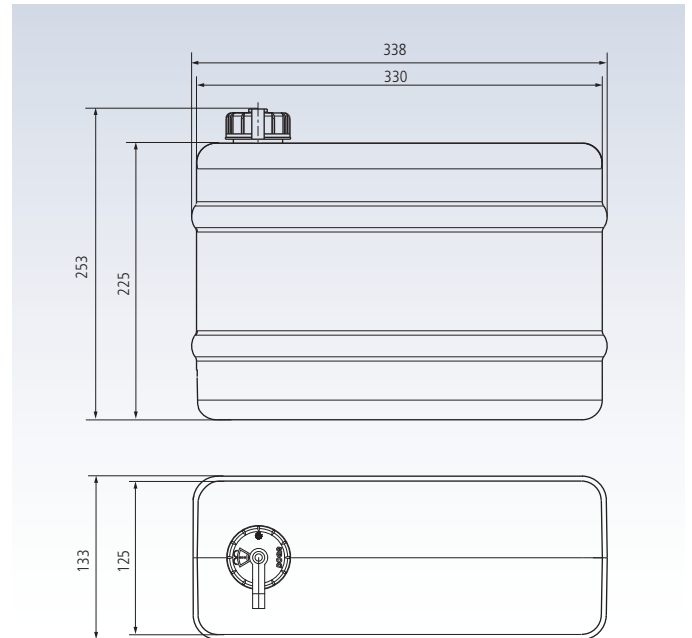
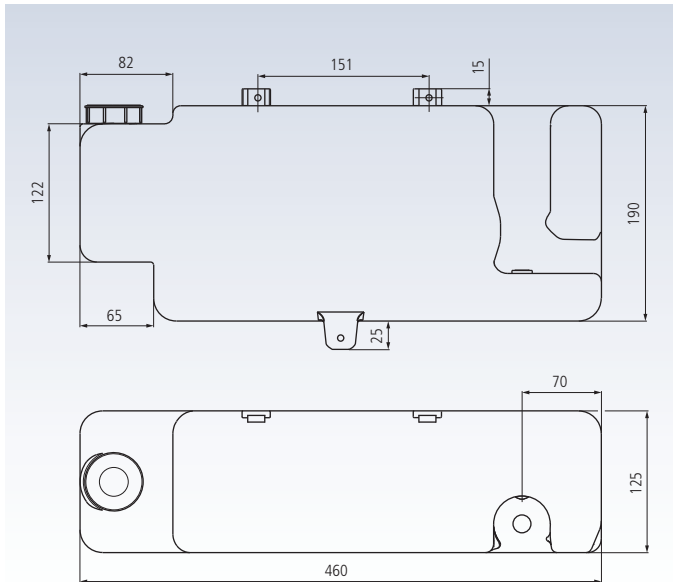

## EQUIPOS LAVAPARABRISAS - SISTEMI LAVACRISTALLI - WASHER SYSTEMS ÉQUIPEMENTS LAVE-GLACE - SCHEIBENWASCHANLAGEN



TYP	num.	volts			REF.
E1	1	12	i1	•	236-1001-20-00
E1	1	12	i1	-	236-1002-20-00



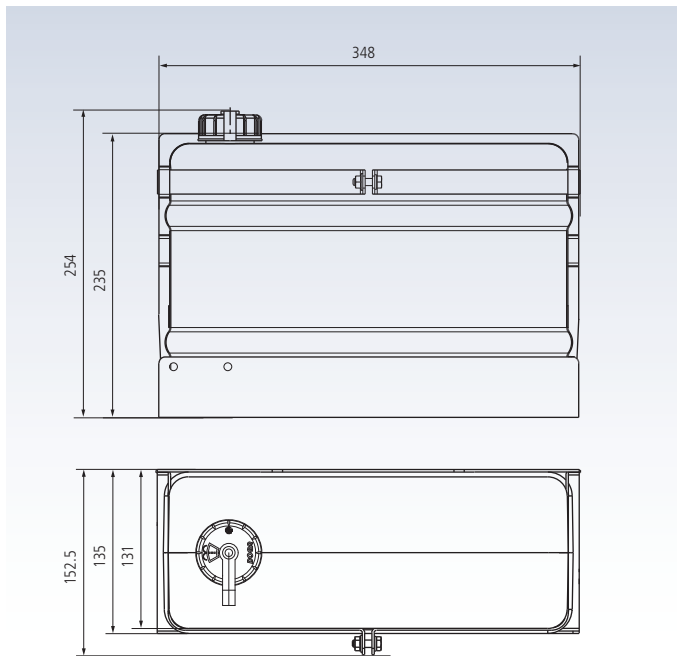
TYP	num.	volts			REF.
E1	2	12	i1	-	236-2001-20-00



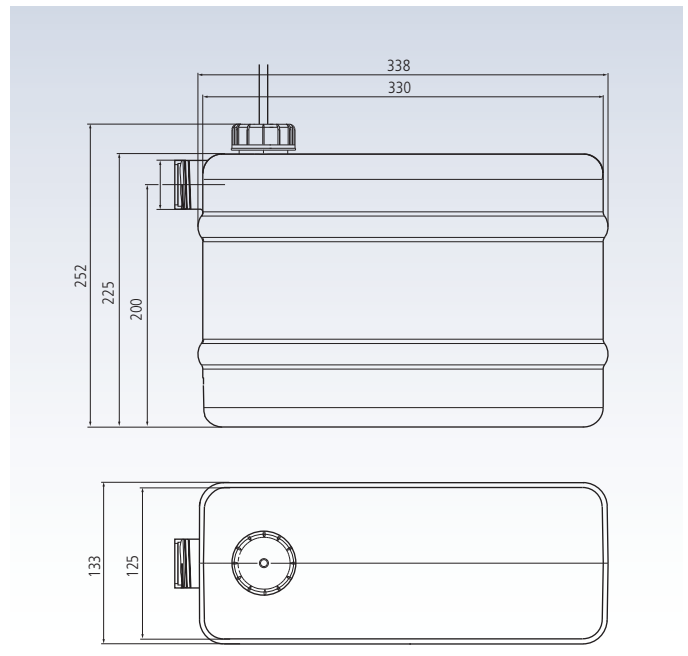
TYP	num.	volts			REF.
F1	1	24	i1	-	237-1003-30-00

TYP	num.	volts			REF.
A1	1	24	i1	-	238-1014-30-00

## EQUIPOS LAVAPARABRISAS - SISTEMI LAVACRISTALLI - WASHER SYSTEMS ÉQUIPEMENTS LAVE-GLACE - SCHEIBENWASCHANLAGEN

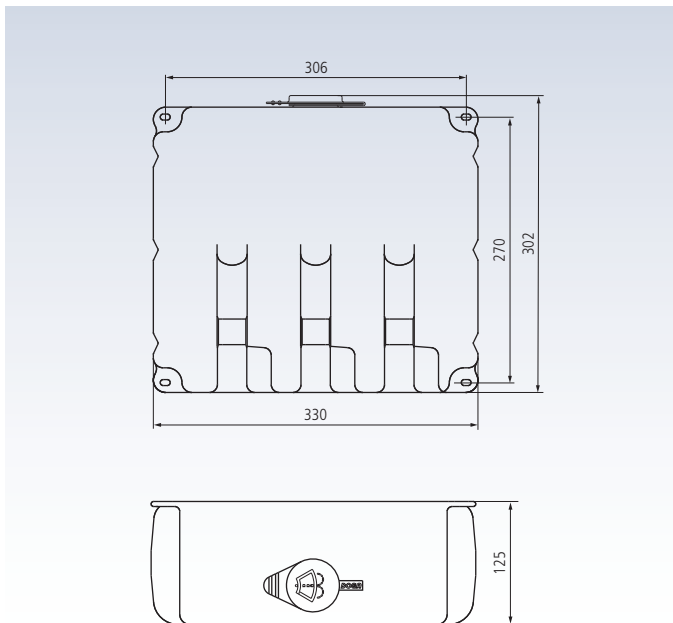


TYP	num.	volts			REF.
A1	2	24	i1		230-5010-30-00

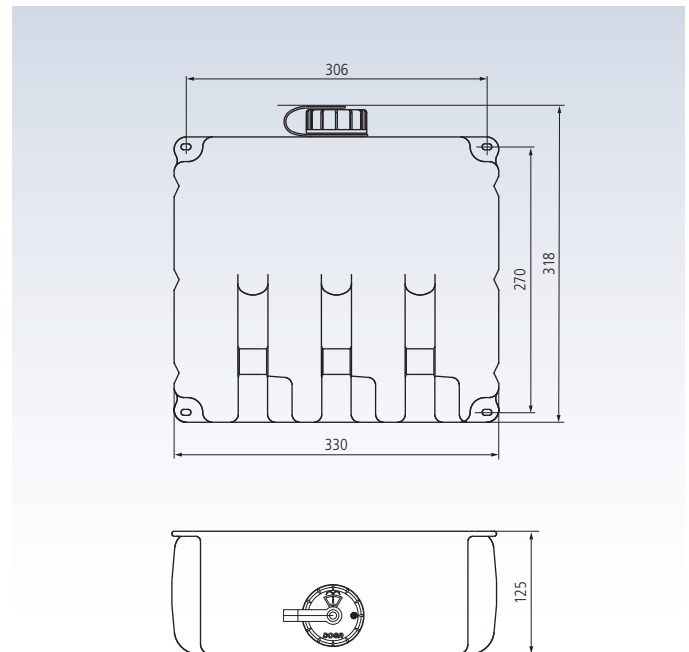


TYP	num.	volts			REF.
A2*	2	24	i1		238-2016-30-00

(\*) DISPONIBILE CON BOMBA A4  
 DISPONIBILE CON ELETTROPOMPA A4  
 AVAILABLE WITH A4 PUMP  
 DISPONIBLE AVEC POMPE A4  
 VERFÜGBAR MIT PUMPE A4



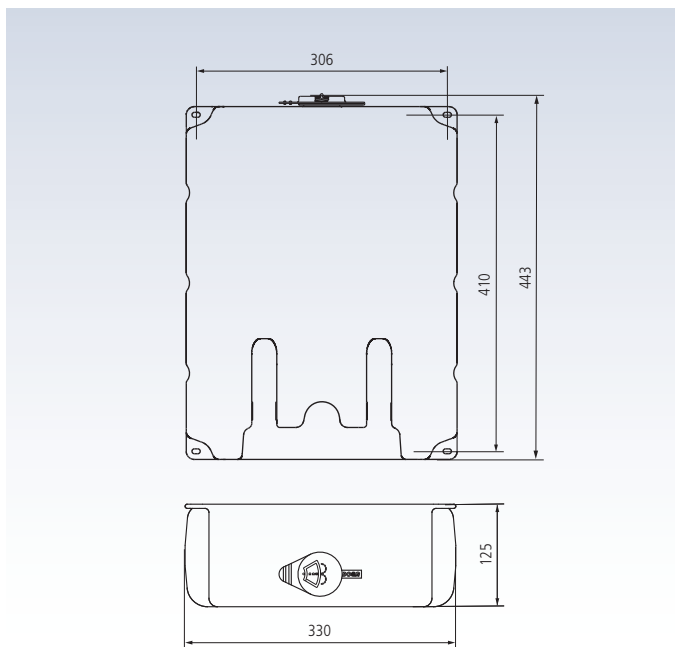
TYP	num.	volts			REF.
A1	1	12	i1	-	238-1001-20-00
A1	1	24	i1	-	238-1001-30-00
A1	1	12	i1	●	238-1002-20-00
A1	1	24	i1	●	238-1002-30-00
C1	1	12	i1	-	238-1005-20-00
C1	1	24	i1	-	238-1005-30-00
C1	1	12	i1	●	238-1006-20-00
C1	1	24	i1	●	238-1006-30-00
A1	2	12	i3	-	238-2001-20-00
A1	2	24	i3	-	238-2001-30-00
A1	2	12	i2	●	238-2002-20-00
A1	2	24	i2	●	238-2002-30-00
A1	3	12	i4	-	238-3001-20-00
A1	3	24	i4	-	238-3001-30-00



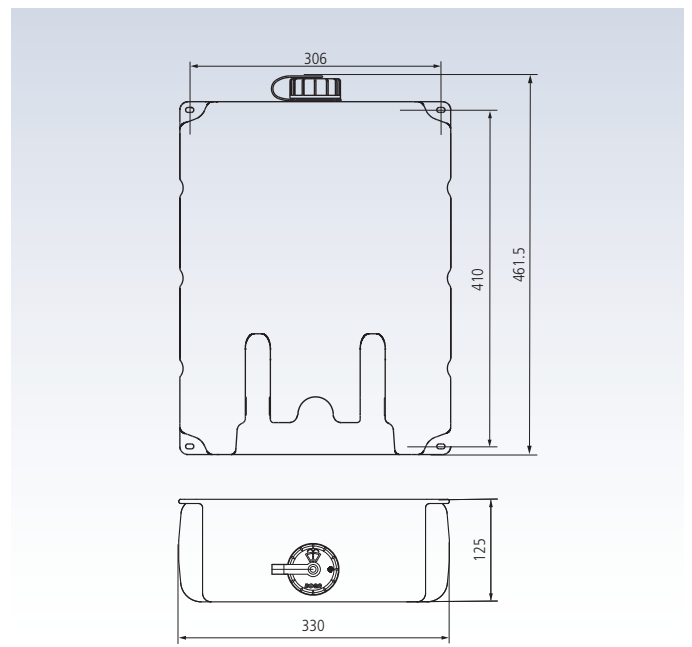
TYP	num.	volts			REF.
A1	1	12	i1	-	238-1003-20-00
A1	1	24	i1	-	238-1003-30-00
A1	1	12	i1	●	238-1004-20-00
A1	1	24	i1	●	238-1004-30-00
A1	1	12	i5	-	238-1019-20-00
A1	1	24	i5	-	238-1019-30-00
A1	1	24	i1	●	238-1020-30-00
A1	2	12	i3	-	238-2003-20-00
A1	2	24	i3	-	238-2003-30-00
A1	2	12	i2	●	238-2004-20-00
A1	2	24	i2	●	238-2004-30-00
A4	2	12	i3	-	238-2019-20-00
A4	2	24	i3	-	238-2019-30-00
A1	3	12	i4	-	238-3003-20-00
A1	3	24	i4	-	238-3003-30-00



## EQUIPOS LAVAPARABRISAS - SISTEMI LAVACRISTALLI - WASHER SYSTEMS ÉQUIPEMENTS LAVE-GLACE - SCHEIBENWASCHANLAGEN

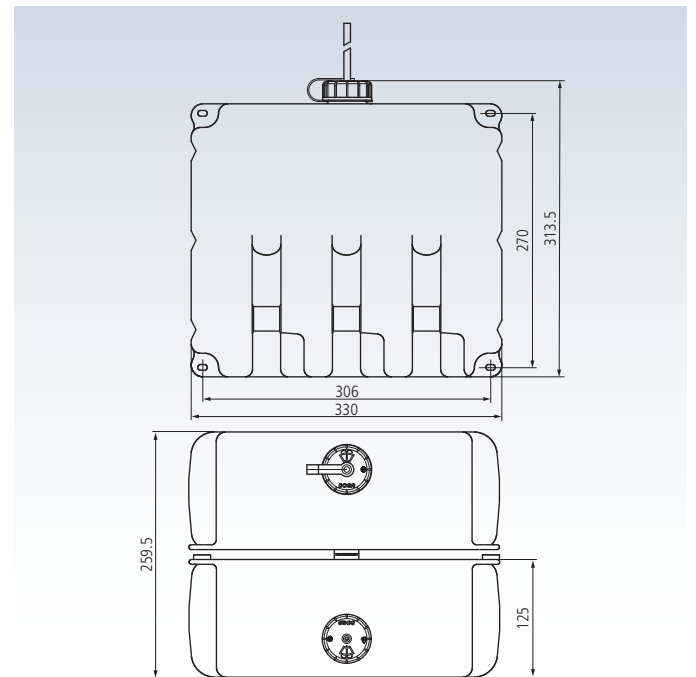
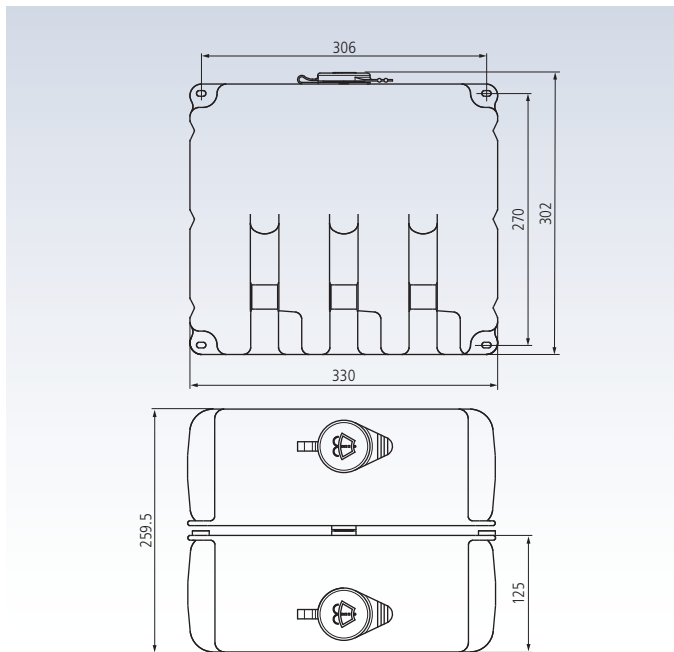
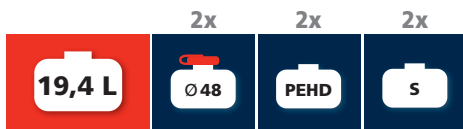


TYP	num.	volts			REF.
A1	1	12	i1	-	239-1001-20-00
A1	1	24	i1	-	239-1001-30-00
A1	1	12	i1	●	239-1002-20-00
A1	1	24	i1	●	239-1002-30-00
A1	2	12	i3	-	239-2001-20-00
A1	2	24	i3	-	239-2001-30-00
A1	2	12	i2	●	239-2002-20-00
A1	2	24	i2	●	239-2002-30-00



TYP	num.	volts			REF.
A1	1	12	i1	-	239-1003-20-00
A1	1	24	i1	-	239-1003-30-00
A1	1	12	i1	●	239-1004-20-00
A1	1	24	i1	●	239-1004-30-00
A2*	1	12	i1	●	239-1009-20-00
A2*	1	24	i1	●	239-1009-30-00
A1	2	12	i3	-	239-2003-20-00
A1	2	24	i3	-	239-2003-30-00
A1	2	12	i2	●	239-2004-20-00
A1	2	24	i2	●	239-2004-30-00

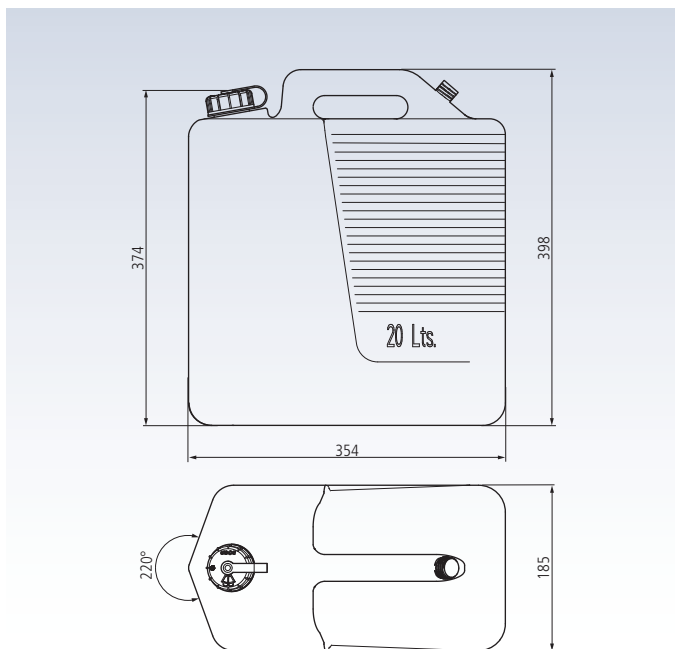
(\*) DISPONIBILE CON BOMBA A4  
DISPONIBILE CON ELETTROPOMPA A4  
AVAILABLE WITH A4 PUMP  
DISPONIBILE AVEC POMPE A4  
VERFÜGBAR MIT PUMPE A4








TYP	num.	volts	REF.	
A1	2	24	i1	• 230-5009-30-00

TYP	num.	volts	REF.	
A1	2	24	i1	• 230-5045-30-00

## EQUIPOS LAVAPARABRISAS - SISTEMI LAVACRISTALLI - WASHER SYSTEMS ÉQUIPEMENTS LAVE-GLACE - SCHEIBENWASCHANLAGEN




TYP	num.	volts				REF.
A1 <sup>(1)</sup>	1	24		i1	-	239-1010-30-00
A2*	1	24		i1	-	239-1011-30-00

(1) CONECTOR AMP+JPT - CONNETTORE AMP+JPT - AMP+JPT CONNECTOR  
CONNECTEUR AMP+JPT - AMP+JPT ANSCHLUSS.

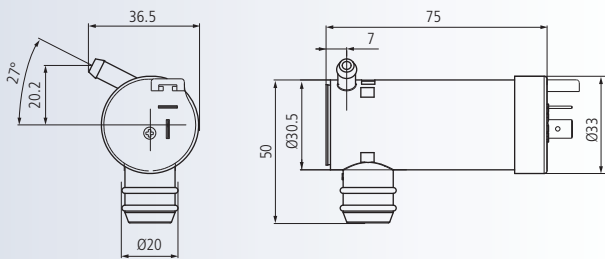
(\*) DISPONIBILE CON BOMBA A4  
DISPONIBILE CON ELETTROPOMPA A4  
AVAILABLE WITH A4 PUMP  
DISPONIBILE AVEC POMPE A4  
VERFÜGBAR MIT PUMPE A4

TYP  
**A**

**INTEGRADA - INTEGRATA - INTEGRAL - INTEGRÉE - INTEGRIERT**



**A1** JUNTA INCLÚIDA - GUARNIZIONE INCLUSA - JOINT INCLUDED - JOINT INCLUS - INKLUSIVE DICHTUNG




(mm)

◀ **201-0052-20-00**  
(12 V)

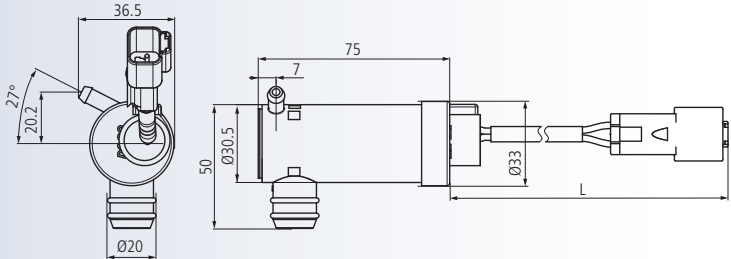
**201-0052-30-00**  
(24 V)

AMP 2

IP 54



**A2** SOLO PARA RECAMBIO - SOLO PER RICAMBI - ONLY AS SPARE PART - SEULEMENT POUR RECHANGE - NUR ALS ERSATZTEIL  
JUNTA INCLÚIDA - GUARNIZIONE INCLUSA - JOINT INCLUDED - JOINT INCLUS - INKLUSIVE DICHTUNG



(mm)


◀ **201-0067-20-00**  
(12 V)

**201-0067-30-00**  
(24 V)

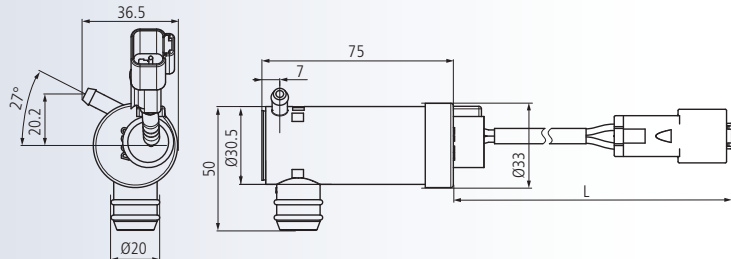
L=95mm

DEUTSCH

IP 54



**A3** SOLO PARA RECAMBIO - SOLO PER RICAMBI - ONLY AS SPARE PART - SEULEMENT POUR RECHANGE - NUR ALS ERSATZTEIL  
JUNTA INCLÚIDA - GUARNIZIONE INCLUSA - JOINT INCLUDED - JOINT INCLUS - INKLUSIVE DICHTUNG



(mm)


◀ **201-0068-20-00**  
(12 V)

**201-0068-30-00**  
(24 V)

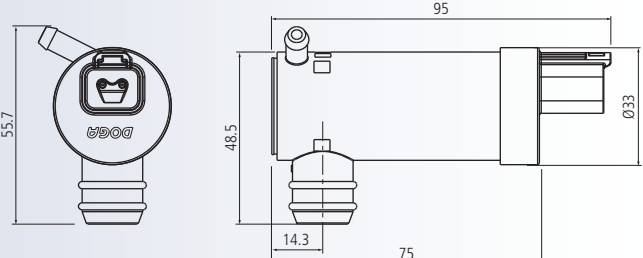
L=335mm

DEUTSCH

IP 54



**A4** JUNTA INCLÚIDA - GUARNIZIONE INCLUSA - JOINT INCLUDED - JOINT INCLUS - INKLUSIVE DICHTUNG



(mm)

◀ **201-0075-20-00**  
(12 V)

**201-0075-30-00**  
(24 V)


DEUTSCH

IP 54

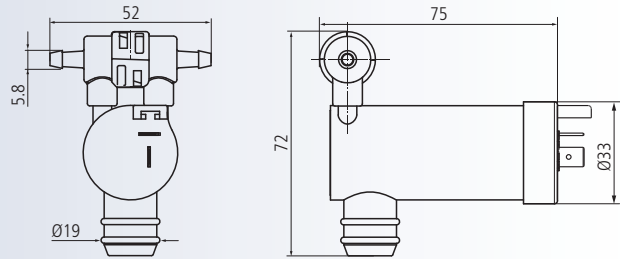
## BOMBAS - ELETROPOMPE - PUMPS POMPES - PUMPEN

TYP **C**

**DOBLE GIRO · BIDIREZIONALE · BIDIRECTIONAL · BIDIRECTIONNEL · ZWEI DREHRICHTUNGEN**



**C1** JUNTA INCLÚIDA - GUARNIZIONE INCLUSA - JOINT INCLUDED - JOINT INCLUS - INKLUSIVE DICHTUNG




▶ **201-0054-20-00**  
(12 V)

▶ **201-0054-30-00**  
(24 V)

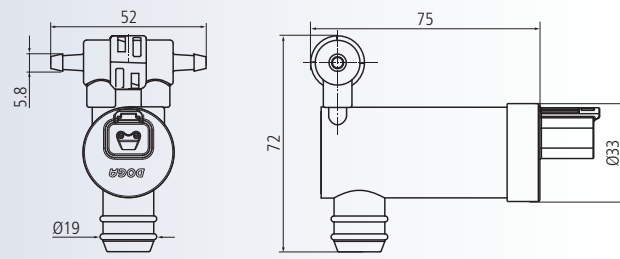
AMP 2

IP 54

(mm)



**C2** JUNTA INCLÚIDA - GUARNIZIONE INCLUSA - JOINT INCLUDED - JOINT INCLUS - INKLUSIVE DICHTUNG



▶ **201-0076-20-00**  
(12 V)

▶ **201-0076-30-00**  
(24 V)


DEUTSCH

IP 54

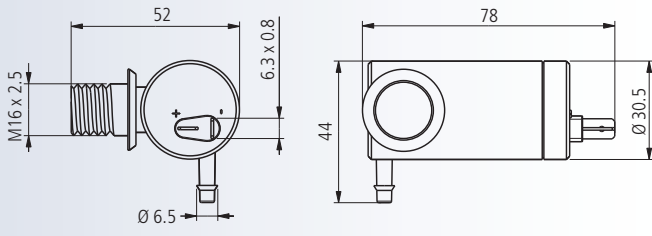
(mm)

TYP **D**

**INTEGRADA - INTEGRATA - INTEGRAL - INTEGRÉE - INTEGRIERT**



**D1** CON ROSCA · A VITE · WITH SCREW · AVEC VIS · MIT SCHRAUBE  
JUNTA INCLÚIDA - GUARNIZIONE INCLUSA - JOINT INCLUDED - JOINT INCLUS - INKLUSIVE DICHTUNG




▶ **201-0008-20-00**  
(12 V)

▶ **201-0008-30-00**  
(24 V)

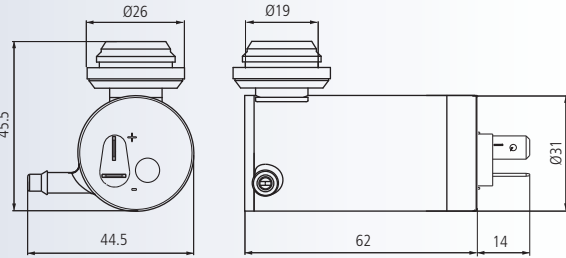
AMP 2

IP 54

(mm)



**D2** JUNTA INCLÚIDA - GUARNIZIONE INCLUSA - JOINT INCLUDED - JOINT INCLUS - INKLUSIVE DICHTUNG



▶ **201-0007-20-00**  
(12 V)


▶ **201-0007-30-00**  
(24 V)

AMP 2

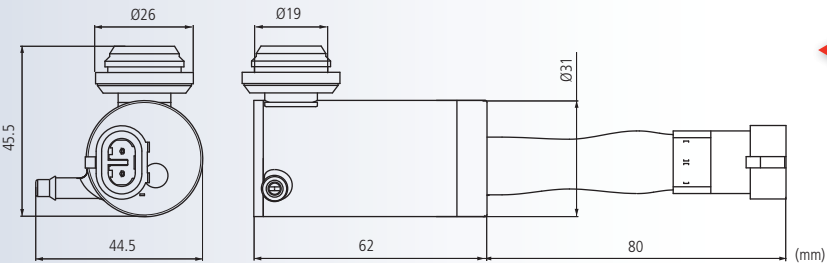
IP 54

(mm)

**TYP D** INTEGRADA - INTEGRATA - INTEGRAL - INTEGRÉE - INTEGRIERT



**D3** JUNTA INCLÚIDA - GUARNIZIONE INCLUSA - JOINT INCLUDED - JOINT INCLUS - INKLUSIVE DICHTUNG




**201-0040-20-00**  
(12 V)

**201-0040-30-00**  
(24 V)

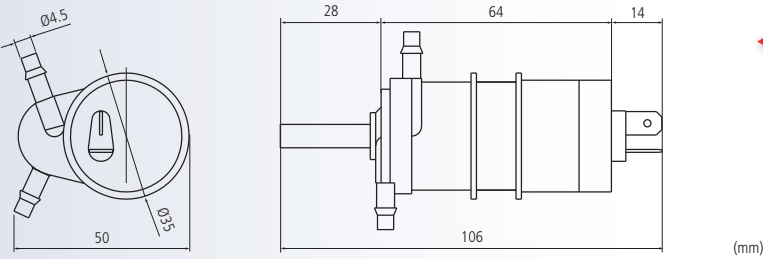
PACKARD

IP 54

**TYP E** VERTICAL DOBLE GIRO - VERTICALE BIDIREZIONALE - VERTICAL BIDIRECTIONAL  
VERTICAL BIDIRECTIONNEL - SENKRECHT UND MIT ZWEI DREHTICHTUNGEN



**E1** JUNTA INCLÚIDA - GUARNIZIONE INCLUSA - JOINT INCLUDED - JOINT INCLUS - INKLUSIVE DICHTUNG




**201-0009-20-00**  
(12 V)

**201-0009-30-00**  
(24 V)

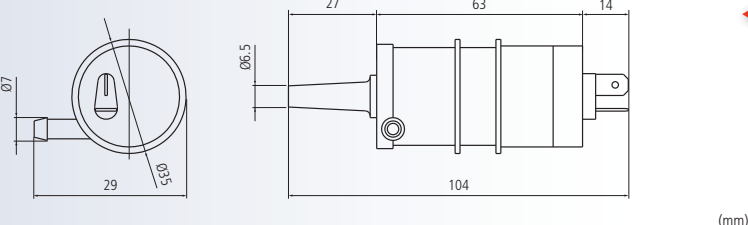
AMP 2

IP 54

**TYP F** VERTICAL - VERTICALE MONODIREZIONALE - VERTICAL - VERTICAL - SENKRECHT



**F1** JUNTA INCLÚIDA - GUARNIZIONE INCLUSA - JOINT INCLUDED - JOINT INCLUS - INKLUSIVE DICHTUNG




**201-0010-20-00**  
(12 V)

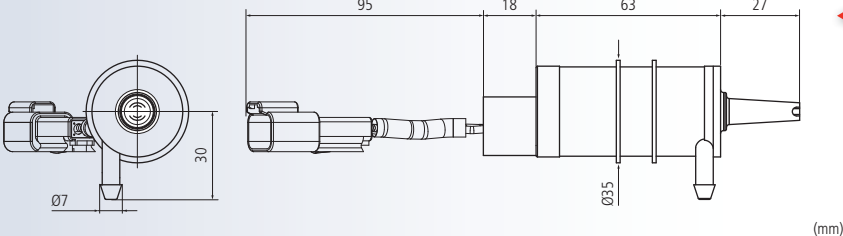
**201-0010-30-00**  
(24 V)

AMP 2

IP 54



**F2** JUNTA INCLÚIDA - GUARNIZIONE INCLUSA - JOINT INCLUDED - JOINT INCLUS - INKLUSIVE DICHTUNG



**201-0050-20-00**  
(12 V)

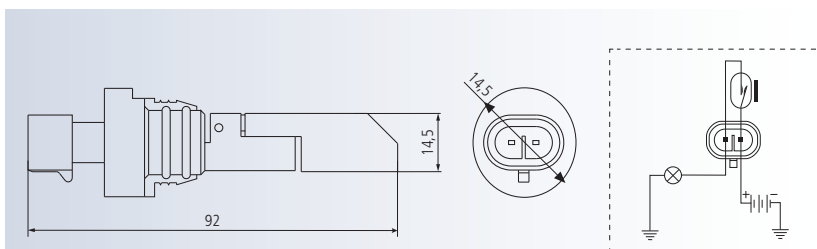
**201-0050-30-00**  
(24 V)

AMP 2

IP 54

**INDICADOR DE NIVEL - INDICATORE DI LIVELLO - LEVEL INDICATOR  
INDICATEUR DE NIVEAUX - FÜLLSTANDANZEIGE**

JUNTA INCLUIDA - GUARNIZIONE INCLUSA - JOINT INCLUDED - JOINT INCLUS - INKLUSIVE DICHTUNG



(mm)

**100-5061-39-00**

12 / 24 V

AMP Superseal  
1,5 Series


IP 67


### VÁLVULAS ANTIRRETORNO - VALVOLA DI NON RITORNO - CHECK VALVE - VALVE ANTI-RETOUR - RÜCKSCHLAGVENTIL

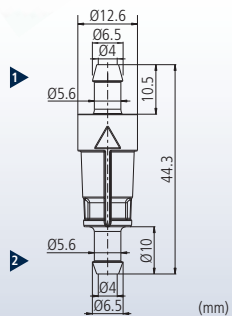
**100-5160-39-00**

NEGRO - NERO - BLACK  
NOIR - SCHWARZ

>PA6<

 Ø 3-4

 Ø 3-4





(mm)

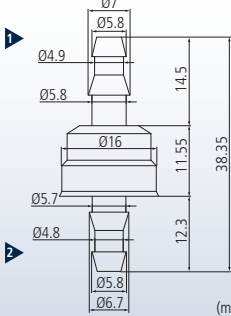
**100-5081-39-00**

B/N - B/W  
SCHWARZ UND WEISS

>PA6<

 Ø 3-4

 Ø 3-4




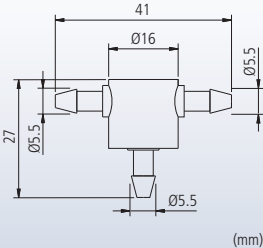
(mm)

**100-5065-39-00**

NEGRO - NERO - BLACK  
NOIR - SCHWARZ

>PA6<

 Ø 3-4



(mm)

### CONECTORES - RACCORDI - CONNECTORS - CONNECTEURS - ANSCHLÜSSEN


**100-0106-39-00**

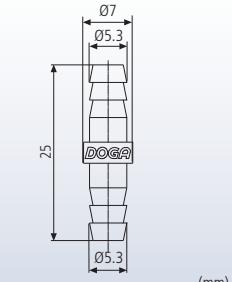
NEGRO - NERO - BLACK  
NOIR - SCHWARZ

**100-0052-39-00**

AZUL - AZZURRO - BLUE  
BLEU - BLAU

>PA6<

 Ø 3-4





(mm)

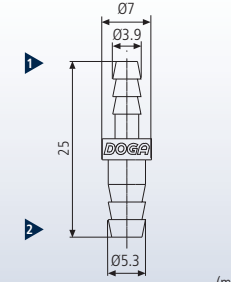
**100-0053-39-00**

AZUL - AZZURRO - BLUE  
BLEU - BLAU

>PA6<

 Ø 3-4

 Ø 4




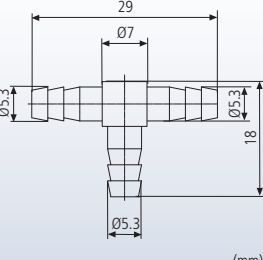
(mm)

**100-0057-39-00**

AZUL - AZZURRO - BLUE  
BLEU - BLAU

>PA6<

 Ø 3-4





(mm)

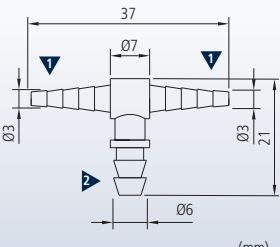
**100-0088-39-00**

NEGRO - NERO - BLACK  
NOIR - SCHWARZ

>PA6<

 Ø 3-4

 Ø 3-4


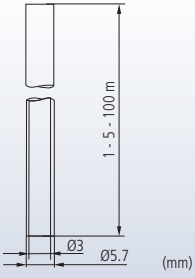

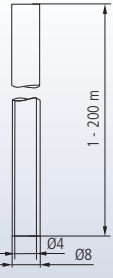



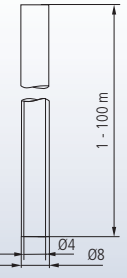

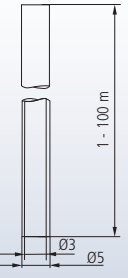

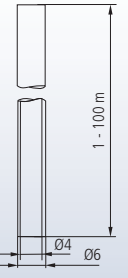

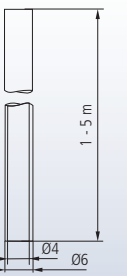


(mm)



## ACCESORIOS - ACCESSORI - ACCESSORIES ACCESSOIRES - ZUBEHÖR

### TUBOS - TUBI - HOSES - TUBES - SCHLAUCHEN

 	<p><b>100-0007-39-00</b> (1m)</p> <p><b>100-0017-39-00</b> (5m)</p> <p><b>100-0047-39-00</b> (100m)</p> <p>NEGRO - NERO - BLACK NOIR - SCHWARZ</p> <p>&gt;EPDM&lt;</p> <p>Ø 3</p>	 	<p><b>100-0100-39-00</b> (1m)</p> <p><b>100-0101-39-00</b> (200m)</p> <p>NEGRO - NERO - BLACK NOIR - SCHWARZ</p> <p>&gt;EPDM&lt;</p> <p>Ø 4</p>	 	<p><b>100-0102-39-00</b> (1m)</p> <p><b>100-0103-39-00</b> (100m)</p> <p>NEGRO - NERO - BLACK NOIR - SCHWARZ</p> <p>&gt;PVC&lt;</p> <p>Ø 4</p>
 	<p><b>100-0104-39-00</b> (1m)</p> <p><b>100-0105-39-00</b> (100m)</p> <p>TRANSPARENTE TRASPARENTE CLEAR TRANSPARENT DURCHSICHTIG</p> <p>&gt;PVC&lt;</p> <p>Ø 4</p>	 	<p><b>100-0090-39-00</b> (1m)</p> <p><b>100-0096-39-00</b> (100m)</p> <p>AZUL TRANSPARENTE AZZURRO TRANSPARENTE BLUE CLEAR BLEU TRANSPARENT BLAU</p> <p>&gt;PVC&lt;</p> <p>Ø 3</p>	 	<p><b>100-0091-39-00</b> (1m)</p> <p><b>100-0097-39-00</b> (100m)</p> <p>AZUL TRANSPARENTE AZZURRO TRANSPARENTE BLUE CLEAR BLEU TRANSPARENT BLAU</p> <p>&gt;PVC&lt;</p> <p>Ø 4</p>
 	<p><b>100-0061-39-00</b> (1m)</p> <p><b>100-0062-39-00</b> (5m)</p> <p>TRANSPARENTE TRASPARENTE CLEAR TRANSPARENT DURCHSICHTIG</p> <p>&gt;PVC&lt;</p> <p>Ø 4</p>				

### PASATUBOS - PASSATUBI - GROMMET - PASSE-FIL - TÜLLE



**100-0063-39-00**

NEGRO - NERO - BLACK  
NOIR - SCHWARZ


>PVC<

▶ Ø 6 max.



(mm)

### PASAMUROS - PASSAMURI - ELBOW CONNECTOR - TRAVERSÉE DE CLOISON - DURCHFÜHRUNGSTÜCK

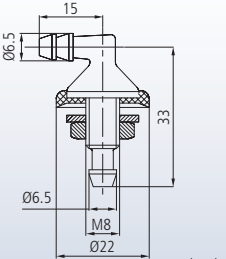


**100-5026-39-00**


NEGRO - NERO - BLACK  
NOIR - SCHWARZ

>PA6<

Ø 3-4



(mm)

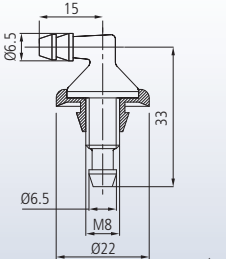


**100-5063-39-00**


NEGRO - NERO - BLACK  
NOIR - SCHWARZ

>PA6<

Ø 3-4



(mm)

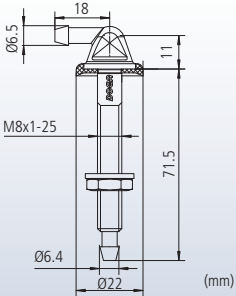


**100-5053-39-00**

NEGRO - NERO - BLACK  
NOIR - SCHWARZ


>PA6<

Ø 3-4



(mm)

### SURTIDORES CARROCERÍA - SPRUZZATORI CARROZZERIA - BODY NOZZLES - GICLEURS CARROSSERIE - KAROSSERIE SPRITZDÜSEN



**100-5035-39-00**  
(2 JETS)

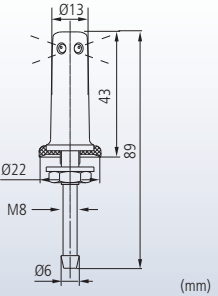
**100-5037-39-00**  
(1 JET)

NEGRO - NERO - BLACK  
NOIR - SCHWARZ


1-2 JETS

>PA6<

Ø 3-4



(mm)



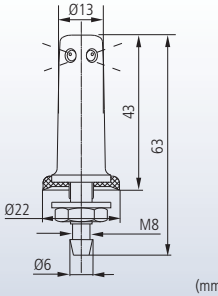
**100-5044-39-00**

NEGRO - NERO - BLACK  
NOIR - SCHWARZ


2 JETS

>PA6<

Ø 3-4



(mm)



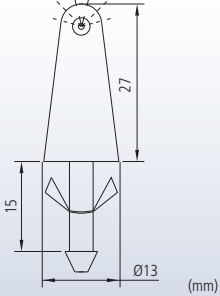
**100-5074-39-00**

NEGRO - NERO - BLACK  
NOIR - SCHWARZ

1 JET

>PA6<

Ø 4



(mm)

## ACCESORIOS - ACCESSORI - ACCESSORIES ACCESSOIRES - ZUBEHÖR

### SURTIDORES CARROCEÍA - SPRUZZATORI CARROZZERIA - BODY NOZZLES - GICLEURS CARROSSERIE - KAROSSERIE SPRITZDÜSEN

**121-5005-39-00**

NEGRO - NERO - BLACK  
NOIR - SCHWARZ

2 JETS - 80°

>PA6<

Ø 3-4

(mm)

**100-5066-39-00**

NEGRO - NERO - BLACK  
NOIR - SCHWARZ

2 JETS

>PA6<

Ø 4

(mm)

**100-5067-39-00**

NEGRO - NERO - BLACK  
NOIR - SCHWARZ

1 JET

>PA6<

Ø 3

(mm)

**100-5072-39-00**

NEGRO - NERO - BLACK  
NOIR - SCHWARZ

2 JETS

>PA6<

Ø 4

(mm)

**100-5073-39-00**

NEGRO - NERO - BLACK  
NOIR - SCHWARZ

2 JETS

>PA6<

Ø 4

(mm)

**100-5068-39-00**

NEGRO - NERO - BLACK  
NOIR - SCHWARZ

1 JET

>PA6<

Ø 3

(mm)

**100-5069-39-00**

NEGRO - NERO - BLACK  
NOIR - SCHWARZ

1 JET

>PA6<

Ø 4

(mm)

**100-5070-39-00**

NEGRO - NERO - BLACK  
NOIR - SCHWARZ


1 JET

>PA6<

Ø 4

(mm)

### SURTIDORES BRAZO - SPRUZZATORI BRACCIO - ARM NOZZLES - GICLEURS BRAS - SPRITZDÜSEN FÜR WISCHERARME



**120-5035-39-00**  
(9x3)

**120-5039-39-00**  
(9x4)

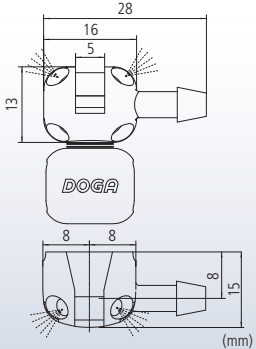
NEGRO - NERO - BLACK  
NOIR - SCHWARZ

2 JETS


9x3 / 9x4

>PA6<

Ø 3-4



(mm)



**120-5036-39-00**  
(9x3)

**120-5040-39-00**  
(9x4)

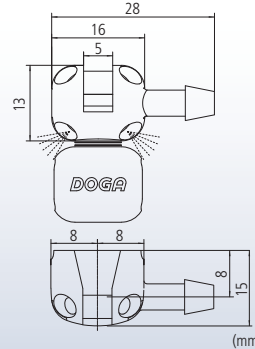
NEGRO - NERO - BLACK  
NOIR - SCHWARZ

2 JETS


9x3 / 9x4

>PA6<

Ø 3-4



(mm)



**120-5037-39-00**  
(9x3)

**120-5041-39-00**  
(9x4)

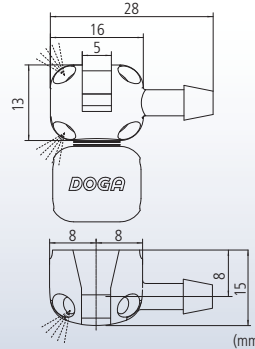
NEGRO - NERO - BLACK  
NOIR - SCHWARZ

2 JETS


9x3 / 9x4

>PA6<

Ø 3-4



(mm)



**120-5038-39-00**  
(9x3)

**120-5042-39-00**  
(9x4)

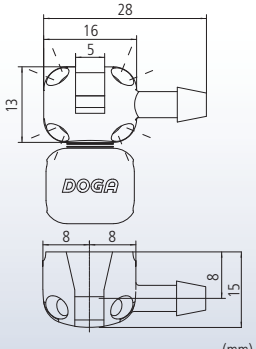
NEGRO - NERO - BLACK  
NOIR - SCHWARZ

4 JETS


9x3 / 9x4

>PA6<

Ø 3-4



(mm)



**120-5126-39-00**  
(9x3)

**120-5106-39-00**  
(10x4)

**120-5108-39-00**  
(12x4)

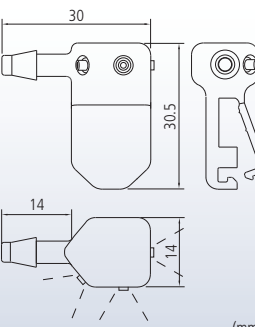
NEGRO - NERO - BLACK  
NOIR - SCHWARZ

3 JETS


9x3 / 10x4 / 12x4

>PA6<

Ø 3-4



(mm)



**120-5127-39-00**  
(9x3)

**120-5107-39-00**  
(10x4)

**120-5109-39-00**  
(12x4)

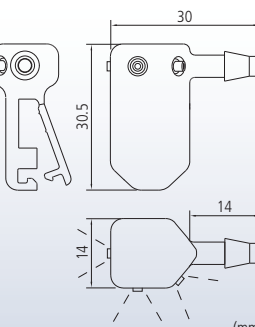
NEGRO - NERO - BLACK  
NOIR - SCHWARZ

3 JETS


9x3 / 10x4 / 12x4

>PA6<

Ø 3-4



(mm)



**127-5016-39-00**

NEGRO - NERO - BLACK  
NOIR - SCHWARZ

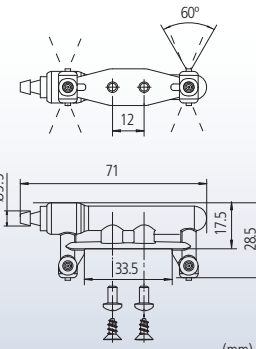
6 JETS

>PA6<


Ø 3-4

EXCLUSIVELY FOR ARMS DOGA TYP:

127-17  
128-03  
128-04  
128-08



(mm)



**120-5021-39-00**

NEGRO - NERO - BLACK  
NOIR - SCHWARZ

5 JETS

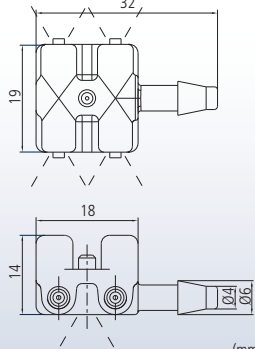
2.5x15

>PA6<


Ø 3-4

EXCLUSIVELY FOR ARMS DOGA TYP:

127-10  
127-11



(mm)



**120-5020-39-00**

NEGRO - NERO - BLACK  
NOIR - SCHWARZ

5 JETS

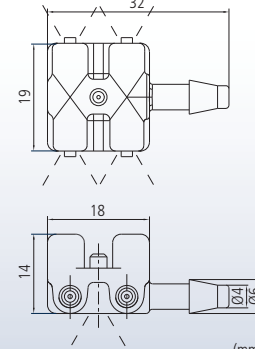
4x15

>PA6<

Ø 3-4

EXCLUSIVELY FOR ARMS DOGA TYP:


127-09  
127-14



(mm)

## ACCESORIOS - ACCESSORI - ACCESSORIES ACCESSOIRES - ZUBEHÖR

### SURTIDORES BRAZO - SPRUZZATORI BRACCIO - ARM NOZZLES - GICLEURS BRAS - SPRITZDÜSEN FÜR WISCHERARME



**120-5030-39-00**

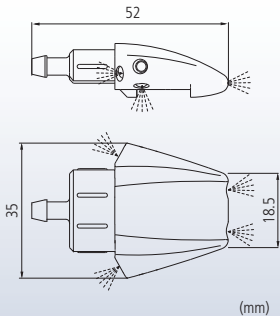
NEGRO - NERO - BLACK  
NOIR - SCHWARZ

6 JETS


>PA6<

Ø 3-4

EXCLUSIVELY FOR  
ARM DOGA TYP:  
▼  
120-32



(mm)



**120-5005-39-00**

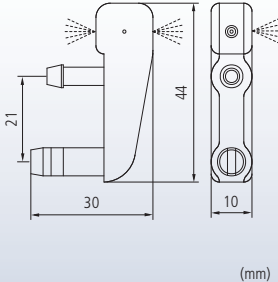
NEGRO - NERO - BLACK  
NOIR - SCHWARZ

3 JETS


>PA6<

Ø 3-4

EXCLUSIVELY FOR  
ARM DOGA TYP:  
▼  
120-67



(mm)



**120-5025-39-00**

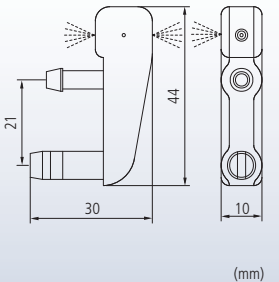
NEGRO - NERO - BLACK  
NOIR - SCHWARZ

3 JETS


>PA6<

Ø 3-4

EXCLUSIVELY FOR  
ARM DOGA TYP:  
▼  
120-67



(mm)



**120-0116-39-00**  
(9x3)

**120-0117-39-00**  
(9x4)

**120-0118-39-00**  
(10x4)

NEGRO - NERO - BLACK  
NOIR - SCHWARZ


1 SPRAY + 1 JET

>PA6<

Ø 3-4



(mm)



**120-0119-39-00**  
(9x3)

**120-0120-39-00**  
(9x4)

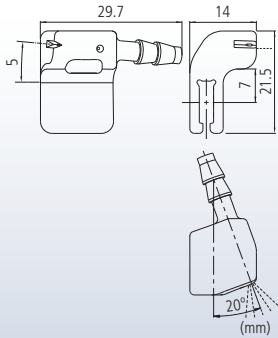
**120-0121-39-00**  
(10x4)

NEGRO - NERO - BLACK  
NOIR - SCHWARZ

1 SPRAY + 1 JET


>PA6<

Ø 3-4



(mm)

### BRIDAS - MORSETTI - CLAMPS - ETRIERI DE FIXATION - CLIP



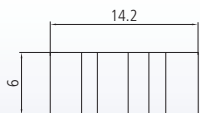
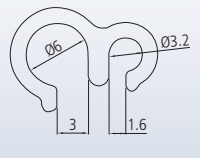
**120-0062-39-00**

NEGRO - NERO - BLACK  
NOIR - SCHWARZ


anti UV

>POM<

Ø 6 max.

(mm)



**124-0001-39-00**  
(8x4 - 10x4)

**124-0002-39-00**  
(8x2.5 - 9x2.5)

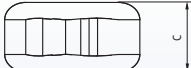
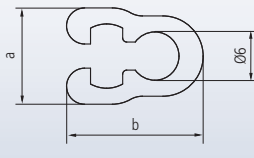
**124-0003-39-00**  
(9x3)

NEGRO - NERO - BLACK  
NOIR - SCHWARZ

8x2.5 - 8x4 - 9x2.5  
9x3 - 10x4

>POM<

Ø 6 max.


(mm)

124-0001-39-00  
a=12 b=18 c=8

124-0002-39-00  
a=12 b=16.5 c=8

124-0003-39-00  
a=13 b=16 c=10

### SOPORTES - STAFFE - SUPPORTS - SUPPORTS - TRÄGER

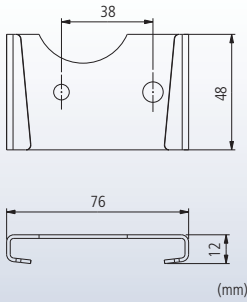


**230-0005-04-00**

SIN ZINC - SENZA ZINC  
WITHOUT ZINC - SANS ZINC  
OHNE ZINK

**230-0005-04-09**

ZINCADO - ZINCATA  
ZINCKED - ZINC - VERZINKT


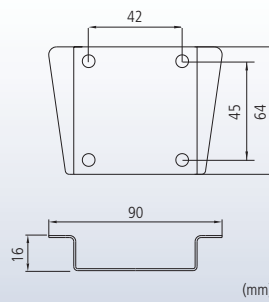


**230-0006-04-06**

ZINCADO NEGRO  
NERO ZINCO - BLACK ZINC  
ZINC NOIR - SCHWARZE ZINK

**230-0006-04-09**

ZINCADO - ZINCATA  
ZINCKED - ZINC - VERZINKT

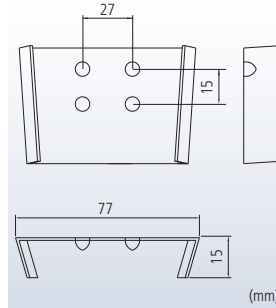


**230-0007-04-00**

SIN ZINC - SENZA ZINC  
WITHOUT ZINC - SANS ZINC  
OHNE ZINK


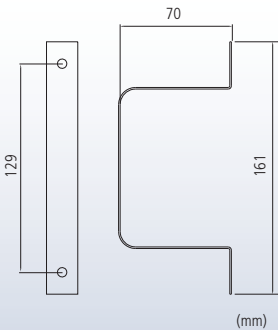
**230-0007-04-09**

ZINCADO - ZINCATA  
ZINCKED - ZINC - VERZINKT



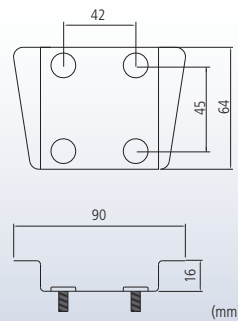
**230-0008-04-09**

ZINCADO - ZINCATA  
ZINCKED - ZINC - VERZINKT



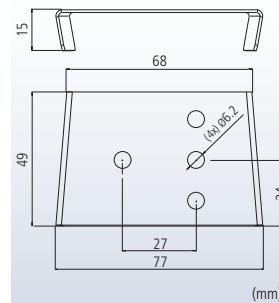
**230-5002-04-09**

ZINCADO - ZINCATA  
ZINCKED - ZINC - VERZINKT




**230-0009-04-09**

ZINCADO - ZINCATA  
ZINCKED - ZINC - VERZINKT



### FILTRO - FILTER - FILTRE

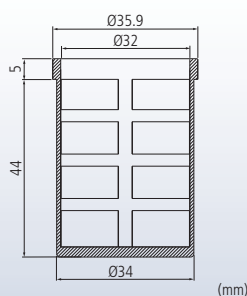


**100-0242-39-00**

AMARILLO - GIALLO  
YELLOW - JAUNE - GELB

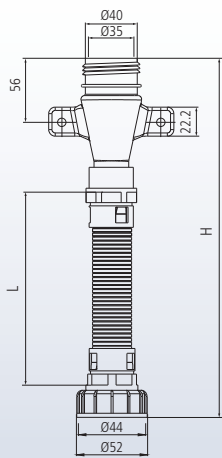
Ø 44

>POM<



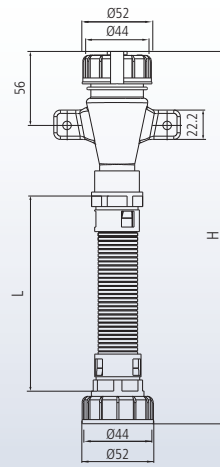

## ACCESORIOS - ACCESSORI - ACCESSORIES ACCESSOIRES - ZUBEHÖR

### TUBO DE LLENADO - TUBO RIEMPIMENTO REMOTO - REMOTE FILLER SPOUT - TUBE DE REMPLISSAGE - EINFÜLLSCHLAUCH



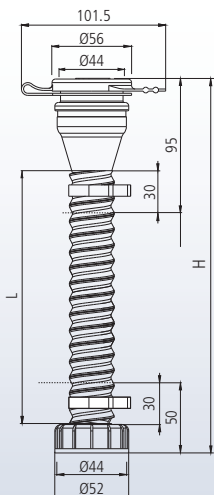
L	H	REF.
400	530	230-5168-39-00
500	630	230-5212-39-00
600	730	230-5169-39-00
800	930	230-5170-39-00
1570	1700	230-5184-39-00

(mm)



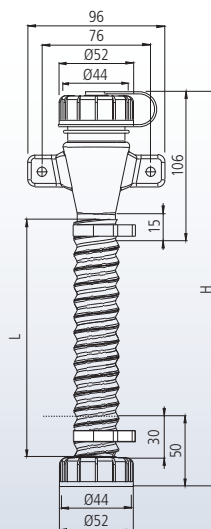

L	H	REF.
150	290	230-5187-39-00
180	320	230-5195-39-00
235	375	230-5164-39-00
400	540	230-5148-39-00
480	620	230-5166-39-00
500	640	230-5172-39-00
600	740	230-5149-39-00
665	805	230-5189-39-00
800	940	230-5150-39-00
860	1000	230-5188-39-00
870	1010	230-5209-39-00
1150	1290	230-5201-39-00
1400	1540	230-5167-39-00
1750	1890	230-5200-39-00
1830	1970	230-5196-39-00
2500	2640	230-5197-39-00
3000	3140	230-5173-39-00

(mm)



L	H	REF.
130	195	230-5202-39-00
340	405	230-5204-39-00
400	465	230-5193-39-00

(mm)



L	H	REF.
495	597	230-5208-39-00

(mm)



Equipos a medida - Prodotti su misura - Special wiper systems - Equipements sur mesure - Behälter nach Mass.



1 L



1,2 L



1,3 L



1,3 L



1,4 L



1,7 L



1,9 L




2 L




2,7 L



3 L



9 L



9 L




12,5 L



13 L



20 L



40 L





**ADAPTADOS A CUALQUIER NECESIDAD.** La amplia gama de sistemas lavaparabrisas permite dar solución a cualquier necesidad particular. En DOGA somos especialistas en adaptar nuestros productos “estándar” a sus requerimientos específicos para lograr una adaptación óptima en todo tipo de aplicaciones.

**ADATTI A QUALUNQUE NECESSITÀ.** L’ampia gamma di sistemi lavacrystalli permette di trovare la giusta soluzione per qualsiasi necessità particolare. In DOGA siamo specializzati ad adattare i nostri prodotti standard alle richieste specifiche del cliente per conseguire il migliore adattamento per ogni tipo di impiego.

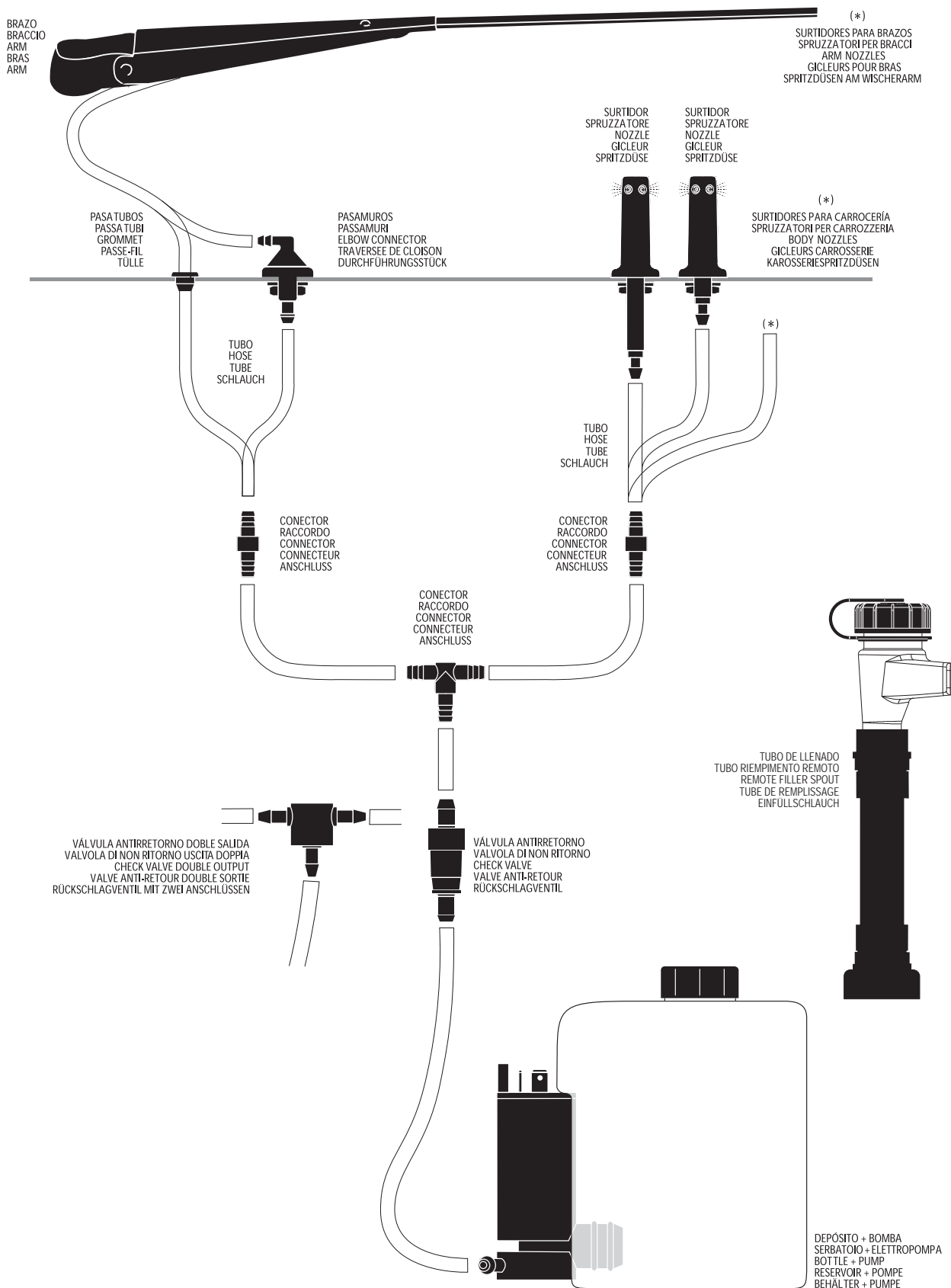
**ADAPTED TO YOUR NEEDS.** The wide range of wiper systems allow us to offer any particular need. DOGA is specialised in adapting our “standard” products to your specific requirements in order to achieve a suitable adaptation to all kind of applications.

**ADAPTÉS SUIVANT LES BESOINS.** La large gamme de systèmes lave glaces permet d’apporter une solution à tout cas particulier. Chez DOGA nous sommes des spécialistes afin d’adapter nos produits standards à vos besoins spécifiques et ainsi optimiser tout type d’application.

**PASSEND FÜR JEDEN BEDARF.** Unsere breite Produktpalette bei Waschsystemen erlaubt es uns, auch für besondere Bedarfsfälle eine Lösung anzubieten. Wir bei DOGA sind darauf spezialisiert, unsere “Standardprodukte” an Ihre besonderen Anforderungen anzupassen, um eine optimale Verwendung zu garantieren.







## ESQUEMA DE MONTAJE - SCHEMA DI MONTAGGIO MOUNTING DIAGRAM - SCHEMA DE MONTAGE - MONTAGESCHEMA



## RECAMBIOS - RICAMBI - SPARE PARTS RECHANGES - ERSATZTEILE

### TAPONES - TAPPI - CAPS - BOUCHONS - VERSCHLUSSDECKELN



Ø	REF.				COLOR																		
30	230-0293-39-00	●	-	-	●	2																	
32	100-0092-39-00	●	-	-	●	4,8	5,8	6,3	6,6														
43	410-5003-39-00	-	●	-	●	7																	
44	230-5024-39-00	-	-	●	●	1,2	1,5	2,1	3	5,3	8,7	9,7	15	19,4	20	40							
44	230-5192-39-00*	-	-	●	●	1,2	1,5	2,1	3	5,3	8,7	9,7	15	19,4	20	40							
44	230-5161-39-00	-	●	-	●	8,7 <sup>(1)</sup>	19,4																
48	230-0012-39-00	●	-	-	●	1,2	2,1	3	5,3	9,7	15	19,4											
48	230-0052-39-00	●	-	-	●	1,2	2,1	3	3,6	5,3	9,7	15	19,4										
56	230-5115-39-00	-	●	-	○	1	1,5	1,75	2,2	3	3,5	5											
56	230-5117-39-00*	-	●	-	○	1	1,5	1,75	2,2	3	3,5	5											
56	230-5116-39-00	-	●	-	●	1,75	3,2	3,5															

● NEGRO - NERO - BLACK - NOIR - SCHWARZ    ○ BLANCO - BIANCO - WHITE - BLANC - WEISS    ● AZUL - AZZURRO - BLUE - BLEU - BLAU


\* CON ANTIRREFLUJO - CON ANTIRIFLUSSO - WITH ANTI-REFLUX - AVEC ANTI-REFLUX - MIT ANTI REFLUX

(1) Ref. 238-2016-30-00


### BOMBAS - ELETROPOMPE - PUMPS - POMPES - PUMPEN

REF.			
	TYP	Volts	
201-0002-20-00	A	12	AMP
201-0002-30-00	A	24	AMP
201-0006-20-00	A	12	DEUTSCH (L=95mm)
201-0006-30-00	A	24	DEUTSCH (L=95mm)
201-0016-20-00	A	12	DEUTSCH (L=335mm)
201-0016-30-00	A	24	DEUTSCH (L=335mm)
201-0067-20-00	A	12	DEUTSCH (L=95mm)
201-0067-30-00	A	24	DEUTSCH (L=95mm)
201-0068-20-00	A	12	DEUTSCH (L=335mm)
201-0068-30-00	A	24	DEUTSCH (L=335mm)
201-0004-20-00	C	12	AMP
201-0004-30-00	C	24	AMP

**TAPÓN con VÁLVULA ANTIRRETORNO - TAPPO con VALVOLA ANTIPERDITA**  
**CAP with SEALING VALVE - BOUCHON avec VALVE ANTI RETOUR**  
**VERSCHLUSSDECKEL mit WASSERDICHTEN DRUCKAUSGLEICHVENTIL**



**TAPÓN con BRIDA ANTIPÉRDIDA - TAPPO IMPERDIBILE - TETHERED CAP**  
**BOUCHON avec ANTI-PERDU - VERSCHLUSSDECKEL mit HALTERUNG**



# www.doga.es

## DOGA, S.A. (headquarters)

Autovía A-2, Km. 583  
08630 ABRERA  
BARCELONA - (SPAIN)  
Tel. +34 93 770 46 00  
Fax +34 93 770 23 52  
e-mail: doga@doga.es

## DOGA PARTS, S.L.

Enclusa, 75  
08292 ESPARREGUERA  
BARCELONA - (SPAIN)  
Tel. +34 93 777 88 55  
Fax +34 93 777 88 54  
e-mail: info@dogaparts.es  
www.dogaparts.es

## DOGA do Brasil, Ltda.

Rua Ibaiti, 111  
Vila Pernetá - Cond. Portal da Serra  
83325-060 PINHAIS - PARANÁ - (BRAZIL)  
Tel. +55 41 3668 1513  
Fax +55 41 3668 1988  
e-mail: dogabrasil@doga.com.br

## DOGA NanTong Auto Parts Co., Ltd.

1 Xindong Road  
NanTong Economic & Technology Development Area  
226016 NANTONG - JIANGSU - (P.R.CHINA)  
Tel. +86 513 8517 5166  
Fax +86 513 8517 5160  
e-mail: doganantong@doganantong.com

道佳（南通）汽车零配件有限公司  
中国江苏省南通经济技术开发区新东路1号 邮编:226016  
电话:+86 513 8517 5166  
传真:+86 513 8517 5160  
电子邮件: doganantong@doganantong.com

## DOGA France, S.A.R.L.

12 Rue de la Fosse Rouge  
77220 PRESLES-EN-BRIE - (FRANCE)  
Tel. +33 164078213  
Fax +33 164071701  
e-mail: dogafrance@dogafrance.fr

## DOGA Italia, S.R.L.

Reg. Cocito, 24  
14040 CASTELNUOVO CALCEA (AT) - (ITALY)  
Tel. +39 0141 963000  
Fax +39 0141 963001  
e-mail: dogaitalia@dogaitalia.com

## DOGA AZPIARAN POLSKA

Ul. Wrocławska 36 Wojkowice  
55-020 ŻÓRAWINA - (POLAND)  
Tel +48 717 224 223  
Fax +48 717 224 224  
e-mail: dirplantap@azpiaran.com

## DOGA USA, Corp.

12060 Raymond Court  
Huntley - IL - 60142 - (USA)  
Tel. +1 847 669 8529  
Fax +1 847 669 8694  
e-mail: dogausa@dogausa.com

## OTHER PRODUCT LINES

